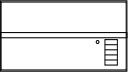
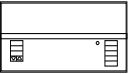
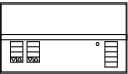



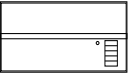

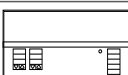


GRAFIK Eye® QS 230 V CE Reference List

GRAFIK Eye® QS | 2008 GRAFIK Eye® QS 230 V CE Reference List

	Model Number	Description
GRAFIK Eye QS with 0 blind zones		
	QSG-3PCE-XX	230 V control unit, 3 lighting zones, 0 blind zones.
	QSG-3PCE-TXX	230 V control unit, 3 lighting zones, translucent top, 0 blind zones.
	QSG-4PCE-XX	230 V control unit, 4 lighting zones, 0 blind zones.
	QSG-4PCE-TXX	230 V control unit, 4 lighting zones, translucent top, 0 blind zones.
	QSG-6PCE-XX	230 V control unit, 6 lighting zones, 0 blind zones.
	QSG-6PCE-TXX	230 V control unit, 6 lighting zones, translucent top, 0 blind zones.
GRAFIK Eye QS with 1 blind zone		
	QSG-3PCE-1XX	230 V control unit, 3 lighting zones, 1 blind zone.
	QSG-3PCE-1TXX	230 V control unit, 3 lighting zones, translucent top, 1 blind zone.
	QSG-4PCE-1XX	230 V control unit, 4 lighting zones, 1 blind zone.
	QSG-4PCE-1TXX	230 V control unit, 4 lighting zones, translucent top, 1 blind zone.
	QSG-6PCE-1XX	230 V control unit, 6 lighting zones, 1 blind zone.
	QSG-6PCE-1TXX	230 V control unit, 6 lighting zones, translucent top, 1 blind zone.
GRAFIK Eye QS with 2 blind zones		
	QSG-3PCE-2XX	230 V control unit, 3 lighting zones, 2 blind zones.
	QSG-3PCE-2TXX	230 V control unit, 3 lighting zones, translucent top, 2 blind zones.
	QSG-4PCE-2XX	230 V control unit, 4 lighting zones, 2 blind zones.
	QSG-4PCE-2TXX	230 V control unit, 4 lighting zones, translucent top, 2 blind zones.
	QSG-6PCE-2XX	230 V control unit, 6 lighting zones, 2 blind zones.
	QSG-6PCE-2TXX	230 V control unit, 6 lighting zones, translucent top, 2 blind zones.



XX=color > See page 8 for available colours and combinations.

GRAFIK Eye® QS | 2008 GRAFIK Eye® QS 230 V CE Reference List

	Model Number	Description
GRAFIK Eye QS with 3 blind zones		
	QSG-3PCE-3XX	230 V control unit, 3 lighting zones, 3 blind zones.
	QSG-3PCE-3TXX	230 V control unit, 3 lighting zones, translucent top, 3 blind zones.
	QSG-4PCE-3XX	230 V control unit, 4 lighting zones, 3 blind zones.
	QSG-4PCE-3TXX	230 V control unit, 4 lighting zones, translucent top, 3 blind zones.
	QSG-6PCE-3XX	230 V control unit, 6 lighting zones, 3 blind zones.
	QSG-6PCE-3TXX	230 V control unit, 6 lighting zones, translucent top, 3 blind zones.
GRAFIK Eye QS Faceplate Kits with 0 blind zones (includes default stripe and buttons - see page 8)		
	QSGF-XX	Faceplate kit, 0 blind zones.
	QSGF-TXX	Faceplate kit, translucent top, 0 blind zones.
GRAFIK Eye QS Faceplate Kits with 1 blind zone (includes default stripe and buttons - see page 8)		
	QSGF-1XX	Faceplate kit, 1 blind zone.
	QSGF-1TXX	Faceplate kit, translucent top, 1 blind zone.
GRAFIK Eye QS Faceplate Kits with 2 blind zones (includes default stripe and buttons - see page 8)		
	QSGF-2XX	Faceplate kit, 2 blind zones.
	QSGF-2TXX	Faceplate kit, translucent top, 2 blind zones.
GRAFIK Eye QS Faceplate Kits with 3 blind zones (includes default stripe and buttons - see page 8)		
	QSGF-3XX	Faceplate kit, 3 blind zones.
	QSGF-3TXX	Faceplate kit, translucent top, 3 blind zones.
GRAFIK Eye QS Stripe Kits		
	QSGS-XX	GRAFIK Eye QS Stripe kit



XX=color > See page 8 for available colours and combinations.

GRAFIK Eye® QS | 2008 GRAFIK Eye® QS 230 V CE Reference List

	Model Number	Description
GRAFIK Eye QS Button Kits		
	QSGB-3BRL-XX	GRAFIK Eye QS 3-button with raise/lower replacement kit (blind buttons)
	QSGB-5B-XX	GRAFIK Eye QS 5-button replacement kit (scene buttons)
	GRAFIK Eye QS button kit colour options: WH, IV, BE, GR, BR, BL, AL, LA, TP, SW, ES, BI	
seeTouch QS Wallstations (non-insert style)		
	QSWS2-1BN-XX	seeTouch QS non-insert style 1-button wallstation
	QSWS2-2BN-XX	seeTouch QS non-insert style 2-button wallstation
	QSWS2-3BN-XX	seeTouch QS non-insert style 3-button wallstation
	QSWS2-5BN-XX	seeTouch QS non-insert style 5-button wallstation
	QSWS2-7BN-XX	seeTouch QS non-insert style 7-button wallstation
	QSWS2-2BRLN-XX	seeTouch QS non-insert style 2-button wallstation with raise/lower
	QSWS2-3BRLN-XX	seeTouch QS non-insert style 3-button wallstation with raise/lower
	QSWS2-5BRLN-XX	seeTouch QS non-insert style 5-button wallstation with raise/lower
	QSWS2-1RLDN-XX	seeTouch QS non-insert style 3-button and 2-button with raise/lower
	QSWS2-2RLDN-XX	seeTouch QS non-insert style dual 2-button with raise/lower
	QSWS2-3BDN-XX	seeTouch QS non-insert style dual 3-button
	QSWS2-2BRLIRN-XX	seeTouch QS non-insert style 2-button wallstation with infrared receiver and raise/lower
	QSWS2-3BRLIRN-XX	seeTouch QS non-insert style 3-button wallstation with infrared receiver and raise/lower
QSWS2-5BRLIRN-XX	seeTouch QS non-insert style 5-button wallstation with infrared receiver and raise/lower	



XX=colour > See page 8 for available colours and combinations.

GRAFIK Eye® QS | 2008 GRAFIK Eye® QS 230 V CE Reference List

	Model Number	Description
seeTouch QS Wallstations (insert style)		
	QSW2-1BI-XX	seeTouch QS insert style 1-button wallstation
	QSW2-2BI-XX	seeTouch QS insert style 2-button wallstation
	QSW2-3BI-XX	seeTouch QS insert style 3-button wallstation
	QSW2-5BI-XX	seeTouch QS insert style 5-button wallstation
	QSW2-7BI-XX	seeTouch QS insert style 7-button wallstation
	QSW2-2BRLI-XX	seeTouch QS insert style 2-button wallstation with raise/lower
	QSW2-3BRLI-XX	seeTouch QS insert style 3-button wallstation with raise/lower
	QSW2-5BRLI-XX	seeTouch QS insert style 5-button wallstation with raise/lower
	QSW2-1RLDI-XX	seeTouch QS insert style 3-button and 2-button with raise/lower
	QSW2-2RLDI-XX	seeTouch QS insert style dual 2-button with raise/lower
	QSW2-3BDI-XX	seeTouch QS insert style dual 3-button
	QSW2-2BRLIRI-XX	seeTouch QS insert style 2-button wallstation with infrared receiver and raise/lower
	QSW2-3BRLIRI-XX	seeTouch QS insert style 3-button wallstation with infrared receiver and raise/lower
	QSW2-5BRLIRI-XX	seeTouch QS insert style 5-button wallstation with infrared receiver and raise/lower
seeTouch QS Replacement Button Kits (insert and non-insert style)		
	QSW2R-config-colour	seeTouch QS replacement button kits for all styles, configurations, and colours


XX=colour > See page 8 for available colours and combinations.


GRAFIK Eye® QS | 2008 GRAFIK Eye® QS 230 V CE Reference List

	Model Number	Description
International seeTouch QS Wallstations (non-insert style)		
	QSWE-2BN-XX	International seeTouch QS non-insert style 2-button wallstation
	QSWE-3BN-XX	International seeTouch QS non-insert style 3-button wallstation
	QSWE-4BN-XX	International seeTouch QS non-insert style 4-button wallstation
	QSWE-5BRLN-XX	International seeTouch QS non-insert style 5-button wallstation with raise/lower
	QSWE-6BRLN-XX	International seeTouch QS non-insert style 6-button wallstation with raise/lower
	QSWE-7BRLN-XX	International seeTouch QS non-insert style 7-button wallstation with raise/lower
	QSWE-8BRLN-XX	International seeTouch QS non-insert style 8-button wallstation with raise/lower
	QSWE-10BRLN-XX	International seeTouch QS non-insert style 10-button wallstation with raise/lower
	QSWE-5BIRN-XX	International seeTouch QS non-insert style 5-button wallstation with infrared receiver and raise/lower
	QSWE-8BIRN-XX	International seeTouch QS non-insert style 8-button wallstation with infrared receiver and raise/lower
International seeTouch QS Replacement Button Kits (insert and non-insert style)		
	QSWS2R-config-colour	International seeTouch QS replacement button kits for all styles, configurations, and colours

XX=colour > See page 8 for available colours and combinations.

GRAFIK Eye® QS | 2008 GRAFIK Eye® QS 230 V CE Reference List

	Model Number	Description
International seeTouch QS Wallstations (insert style)		
	QSWE-2BI-XX	International seeTouch QS insert style 2-button wallstation
	QSWE-3BI-XX	International seeTouch QS insert style 3-button wallstation
	QSWE-4BI-XX	International seeTouch QS insert style 4-button wallstation
	QSWE-5BRLI-XX	International seeTouch QS insert style 5-button wallstation with raise/lower
	QSWE-6BRLI-XX	International seeTouch QS insert style 6-button wallstation with raise/lower
	QSWE-7BRLI-XX	International seeTouch QS insert style 7-button wallstation with raise/lower
	QSWE-8BRLI-XX	International seeTouch QS insert style 8-button wallstation with raise/lower
	QSWE-10BRLI-XX	International seeTouch QS insert style 10-button wallstation with raise/lower
	QSWE-5BIRI-XX	International seeTouch QS insert style 5-button wallstation with infrared receiver and raise/lower
	QSWE-8BIRI-XX	International seeTouch QS insert style 8-button wallstation with infrared receiver and raise/lower

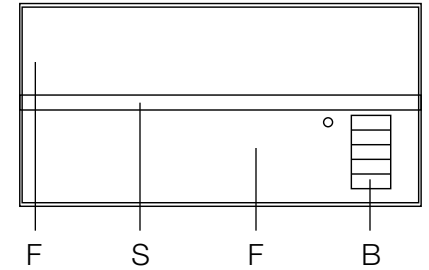
Control Interfaces		
	QSE-CI-NWK-E	Ethernet/RS232 interface

XX=color > See page 8 for available colours and combinations.

GRAFIK Eye® QS | 2008 GRAFIK Eye® QS 230 V CE Reference List

Standard Colour Combinations (non-translucent)			
Suffix	Faceplate* (F)	Stripe (S)	Button (S)
Architectural Matt			
WH	White	Gray	White
IV	Ivory	Beige	Ivory
BE	Beige	Ivory	Beige
GR	Gray	Black	Gray
BR	Brown	Black	Brown
BL	Black	Gray	Black
AL	Almond	Light Almond	Almond
LA	Light Almond	Almond	Light Almond
Anodised (Tier 1 Metals)			
CLA	Clear	Black	Black
BLA	Black	Black	Black
BRA	Brass	Black	Black
Architectural Metal (Tier 1 Metals)			
BB	Bright Brass	Black	Black
BC	Bright Chrome	Black	Black
SB	Satin Brass	Black	Black
SC	Satin Chrome	Black	Black
Architectural Metal (Tier 2 Metals)			
SN	Satin Nickel	Black	Black
BN	Bright Nickel	Black	Black
QB	Antique Brass	Black	Black
QZ	Antique Bronze	Black	Black

Standard Colour Combinations (non-translucent)			
Suffix	Faceplate* (F)	Stripe (S)	Button (S)
Satin Matt			
MN	Midnight	Gray	Black
TP	Taupe	Gray	Taupe
SW	Snow	Gray	Snow
ES	Eggshell	Beige	Eggshell
BI	Biscuit	Eggshell	Biscuit
LS	Limestone	Gray	Gray
ST	Stone	Gray	Gray
DS	Desert Stone	Taupe	Taupe
TC	Terracotta	Taupe	Taupe
BG	Blue Stone	Gray	Gray
HT	Hot	Taupe	Taupe
MR	Merlot	Taupe	Taupe
SI	Sienna	Brown	Brown
GB	Greenbriar	Gray	Gray
SG	Sea Glass	Gray	Gray
MS	Mocha Stone	Taupe	Taupe
GS	Gold Stone	Ivory	Ivory
PD	Palladium	Gray	Gray
PL	Plum	Taupe	Taupe
TQ	Turquoise	Gray	Gray



*Faceplate is comprised of a top and bottom. The bottom will always be the colour indicated under “faceplate”. The top may be the same colour or translucent. Use the chart for faceplates that have the same colour top and bottom. If a translucent lid is chosen, the stripe will automatically be the same colour as the bottom lid.

Example:
If you order QSG-4PCE-1WH, your GRAFIK Eye QS with 4 lighting zones and 1 blind zone will come with a white faceplate (both top and bottom), gray stripe, and white buttons.

Please visit www.lutron.com/qs to view all possible combinations with the GRAFIK Eye QS Visualizer!