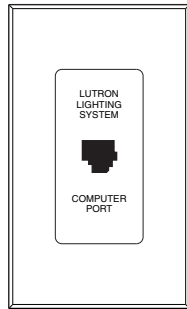


GRAFIK™ Centralized Lighting Control System

Installation Instructions *Please Leave for Occupant*

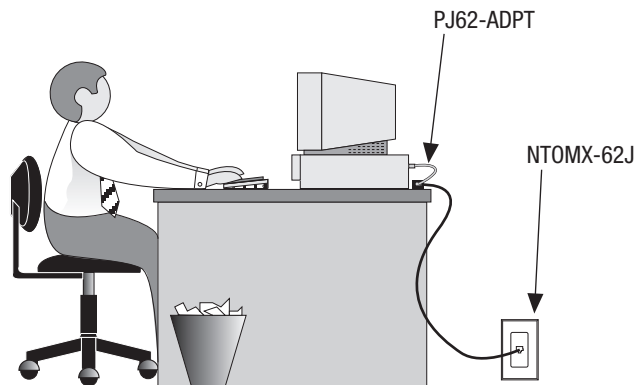
NOVA™ Devices: NTOMX-62J Computer Port Walljack (Class 2 Device)



NTOMX-62J
Computer Port Walljack

Description

The NTOMX-62J Computer Port Walljack allows a personal computer to access the Lighting Control System through the PJ62-ADPT Interface Adapter. Using the software available for the personal computer, full access to system setup and operation is available.



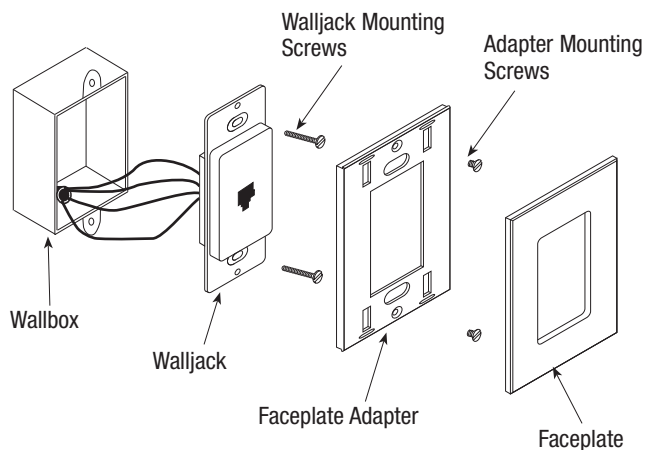
Important Notes

1. Read all instructions carefully before starting installation.
2. This device must be installed by a qualified electrician.
3. Install in accordance with the *National Electric Code*® and all applicable local regulations.
4. Turn power OFF at the control panel before installing the device. Do not connect high-voltage power to low voltage terminals. Improper wiring can result in personal injury or damage to the device or to other equipment.

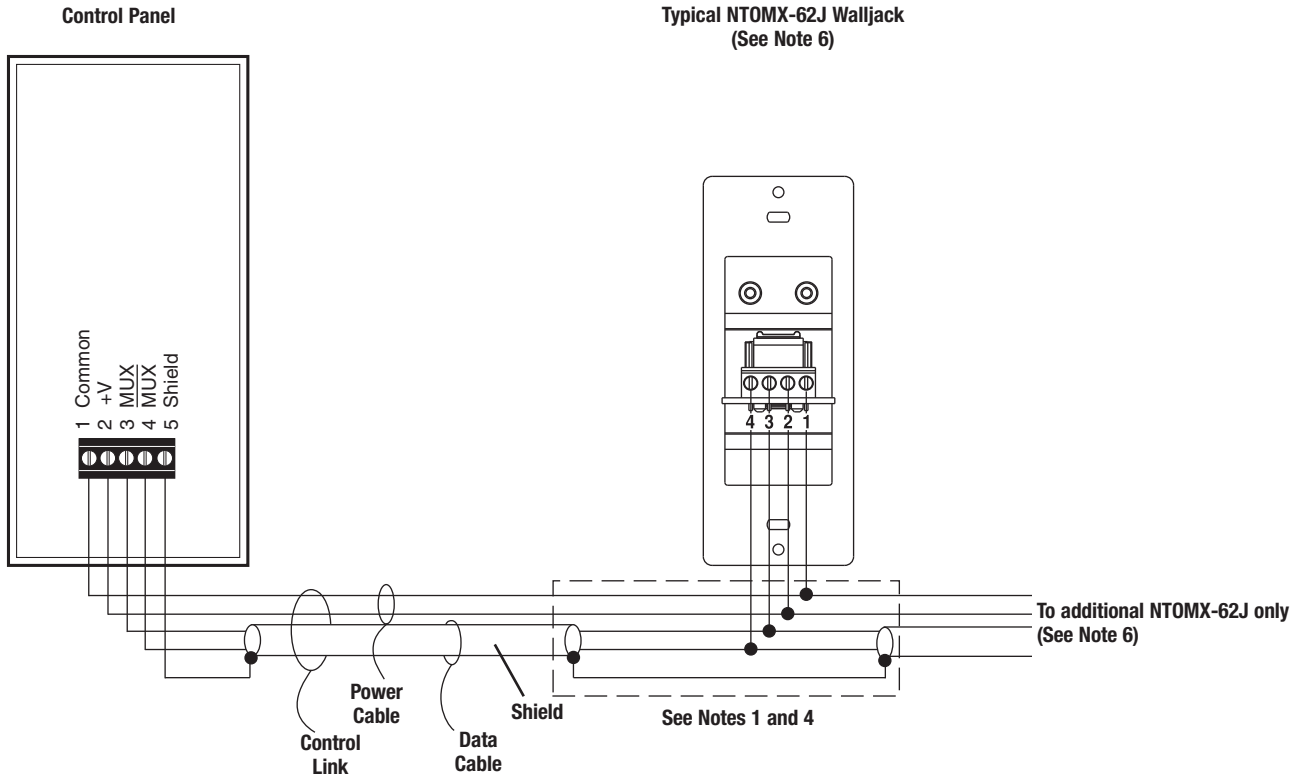
Installation

1. **Prewiring:** The User Interface Link requires special wiring considerations. Refer to the *GRAFIK* Centralized Lighting Control Installation Guide and Lutron job drawings for wiring restrictions and limitations that apply to your specific project.
2. Turn power OFF.
WARNING: Always turn off the power to the control panel before doing any work. Failure to do so can result in serious personal injury and damage to equipment.
3. Separate faceplate from faceplate adapter by pulling from the center of the top of the faceplate. Remove faceplate adapter by unscrewing. Set aside.
4. Strip insulation from wires so 3/8" bare wire is exposed. This device must be connected to a dedicated User Interface Link. It can not be wired into a Control Link on the system.
5. Connect wiring as shown in Typical User Interface Link Wiring Diagram. Confirm all connections.
6. Mount device as shown in the Mounting Diagram using the mounting screws provided. Screw on faceplate adapter and snap on faceplate.
7. Restore power to the control panel **after** the installation of the system is complete.

Mounting Diagram



Typical User Interface Link Wiring Diagram



Wiring Notes:

1. Connections to User Interface Link must be made inside the backbox or in a junction box (provided by others) located no more than 8 feet from the NTOMX-62J.
2. User Interface Link wiring must not be run in the same raceway as 120VAC or 277VAC.
3. Total data cable length is not to exceed 2000 feet.
4. Data cable shield must be maintained throughout the User Interface Link. **DO NOT** connect the shield to earth ground.
5. Refer to the GRAFIK Centralized Lighting Control System Installation Guide and Lutron job drawings for power cable and data cable (User Interface Link) wiring restrictions and limitations.
6. NTOMX-62J Walljack **can not** be wired on a Control Link. Only one PJ62-ADPT and Computer can be connected to the Lighting Control System at one time if there are multiple walljacks on a project.

Internet: www.lutron.com
E-mail: product@lutron.com

WORLD HEADQUARTERS
Lutron Electronics Co. Inc.,
TOLL FREE: 1.800.523.9466
(U.S.A., Canada, portions of
Caribbean)
Tel: 1.610.282.3800
Fax: 1.610.282.3090

GREAT BRITAIN
Lutron EA Ltd.,
Tel: +44.207.702.0657
Fax: +44.207.480.6899

GERMANY
Lutron Electronics GmbH
Tel: +49.309.710.4590
Fax: +49.309.710.4591

JAPAN SALES OFFICE
Lutron Asuka Corporation
Tel: +813.5405.7333
Fax: +813.5405.7496

HONG KONG SALES OFFICE
Lutron GL (Hong Kong)
Tel: +852.2104.7733
Fax: +852.2104.7633

SINGAPORE
Lutron GL (Singapore)
Tel: +65.220.4666
Fax: +65.220.4333

LIMITED WARRANTY

Lutron will, at its option, repair or replace any unit that is defective in materials or manufacture within one year after purchase. For warranty service, return unit to place of purchase or mail to Lutron at 7200 Suter Rd., Coopersburg, PA 18036-1299, postage pre-paid.

This warranty is in lieu of all other express warranties, and the implied warranty of merchantability is limited to one year from purchase. This warranty does not cover the cost of installation, removal, or reinstallation, or damage resulting from misuse, abuse, or improper or incorrect repair, or damage from improper wiring or installation. This warranty does not cover incidental or consequential damages. Lutron's liability on any claim for damages arising out of or in connection with the manufacture, sale, installation, delivery, or use of the unit shall never exceed the purchase price of the unit.

This warranty gives you specific legal rights, and you may also have other rights which vary from state to state. Some states do not allow limitations on how long an implied warranty lasts, so the above limitation may not apply to you. Some states do not allow the exclusion or limitation of incidental or consequential damages, so the above limitation or exclusion may not apply to you.

This product may be covered under one or more of the following U.S. patents:
4,803,380; 4,835,343; 4,924,349 and corresponding foreign patents.

Lutron and Nova T and design are registered trademarks of Lutron Electronics Co., Inc. National Electric Code is a registered trademark of the National Fire Protection Association, Inc., Quincy, Massachusetts.

© 2004 Lutron Electronics Co., Inc.

LUTRON®

Lutron Electronics Co., Inc.
Made and printed in U.S.A.
P/N 040-094B 6/04