

Installation Instructions

Please Read Before Installing

Signature Series™ Button Kits

HKS-3B, HKS-4B

Overview

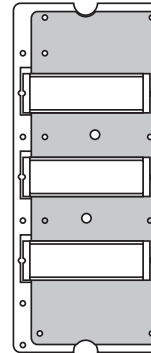
The *Signature Series* Button Kits may be used to add engraving to *Signature Series* keypads to clearly identify each button's function.

Important Notes

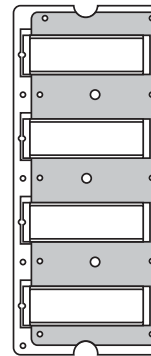
Mounting: Ensure all keypads are correctly wired and mounted before installing button kits or wallplates. Ensure keypads are free from debris (e.g. plaster, spackling compound) before installing button kits or wallplates.

Cleaning: To clean, wipe with a clean damp cloth. **DO NOT** use any chemical cleaning solutions.

HKS-3B



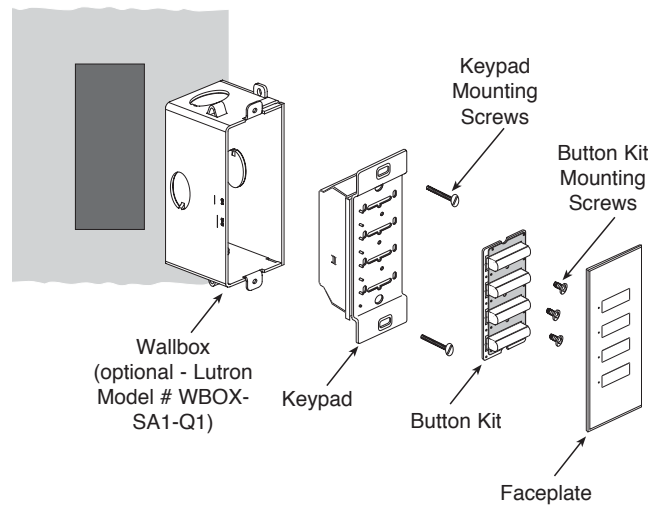
HKS-4B



Installation

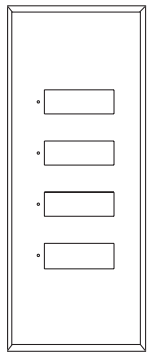
1. Remove the faceplate and currently installed button kit. (See Faceplate and Button Kit Removal):
 - a. Remove the faceplate from the keypad by gently prying it from the bottom.
 - b. Remove the screws from the button kit.
2. Align the screw holes of the new button kit with the corresponding holes in the keypad. Attach the button kit using the screws provided.
3. Attach the faceplate to the keypad by pressing at the top and bottom of the faceplate until it snaps in place.

Mounting Diagram



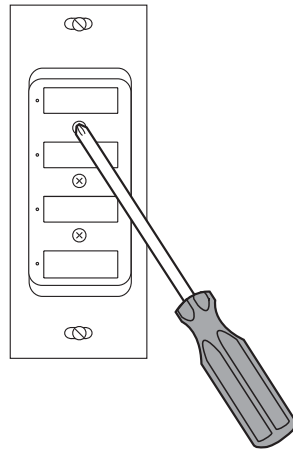
Faceplate and Button Kit Removal

A - Remove faceplate.
(HKS-4B shown)



Use the included wooden removal tool.

B - Remove button kit.
(HKS-4B shown)



Technical and Sales Assistance

If you need assistance, call the toll-free **Lutron Technical Support Center**. Please provide exact model number when calling.
(800) 523-9466 (U.S.A., Canada and the Caribbean)

Other countries call:
Tel: (610) 282-3800
Fax: (610) 282-3090

Visit our Web site at www.lutron.com

LIMITED WARRANTY

Lutron will, at its option, repair or replace any unit that is defective in materials or manufacture within two years after purchase. For warranty service, return unit to place of purchase or mail to Lutron at 7200 Suter Rd., Coopersburg, PA 18036-1299, postage pre-paid. Telephone the Lutron Technical Support Center toll free at 800-523-9466. After the two year period, a pro-rated warranty applies to this product until eight years after the purchase. For more information regarding this warranty contact your Lutron representative.

THIS WARRANTY IS IN LIEU OF ALL OTHER EXPRESS WARRANTIES, AND THE IMPLIED WARRANTY OF MERCHANTABILITY IS LIMITED TO TWO YEARS FROM PURCHASE. THIS WARRANTY DOES NOT COVER THE COST OF INSTALLATION, REMOVAL OR REINSTALLATION, OR DAMAGE RESULTING FROM MISUSE, ABUSE, OR IMPROPER OR INCORRECT REPAIR, OR DAMAGE FROM IMPROPER WIRING OR INSTALLATION. THIS WARRANTY DOES NOT COVER INCIDENTAL OR CONSEQUENTIAL DAMAGES. LUTRON'S LIABILITY ON ANY CLAIM FOR DAMAGES ARISING OUT OF OR IN CONNECTION WITH THE MANUFACTURE, SALE, INSTALLATION, DELIVERY, OR USE OF THE UNIT SHALL NEVER EXCEED THE PURCHASE PRICE OF THE UNIT.

This warranty gives you specific legal rights, and you may also have other rights which vary from state to state. Some states do not allow limitations on how long an implied warranty lasts, so the above limitation may not apply to you. Some states do not allow the exclusion or limitation of incidental or consequential damages, so the above limitation or exclusion may not apply to you.

This product may be covered by one or more of the following U.S. patents: 4,889,999; 5,170,068; 5,237,207 and corresponding foreign patents. U.S. and foreign patents pending. Lutron and HomeWorks are registered trademarks and Signature Series is a trademark of Lutron Electronics Co., Inc.
© 2003 Lutron Electronics Co., Inc.