

Basic Wiring and Setup Guide

Save these instructions.
Read and Follow all instructions.

Tools required:
Wire Cutter/Stripper

⚠ WARNING

- SHOCK HAZARD. Lock MCB (supply breaker) in the OFF position, or remove fuse, before wiring to terminal block. Failure to do so, could result in death or serious injury.
- Disconnect input power before servicing.

• This Sivoia QED Basic Wiring and Setup Guide is a complement to the Chassis Installation Guide enclosed for the specific shade or drape type ordered. This guide describes the basic wiring and setup requirements to verify the shade or drape is functioning. For system and advanced wiring and programming, please refer to the Sivoia QED Wiring and Programming Guide (P/N 045-038)


• **Note:** Secondary wiring must be of type CL2, CL2P, CL2R, CL2X or other cable with equivalent or better electrical, mechanical, and flammability ratings in accordance with local and national electric code.

• **Codes:** Install in accordance with all local and national electrical codes.

• **Environment:** Ambient operating temperature: 32 °F to 104 °F (0 °C to 40 °C), 0 to 90% humidity, non-condensing. Indoor use only.

Included items required for Basic Wiring and Setup:

(1) 7-pin terminal block



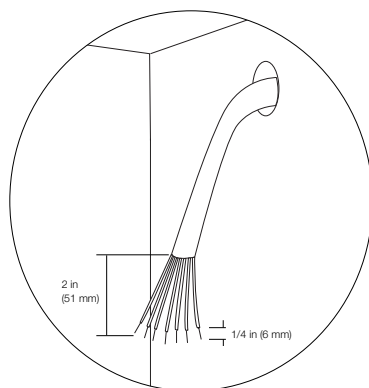
(1) Screwdriver



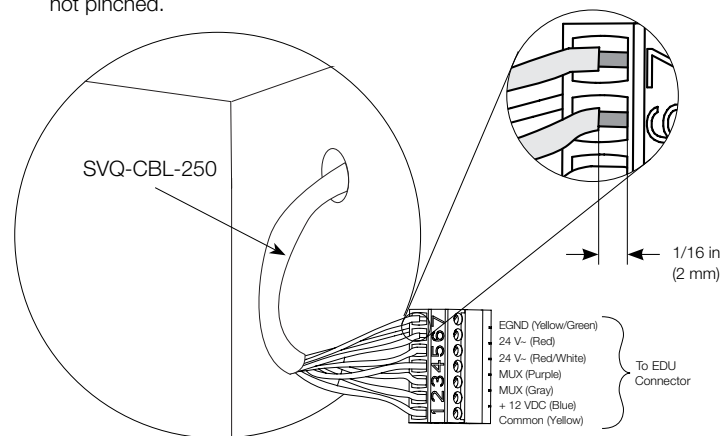
1 Wire 7-pin terminal block

1.1 Remove 2 in (51 mm) of the cable outer jacket.

1.2 Strip 1/4 in (6 mm) insulation off each individual wire.

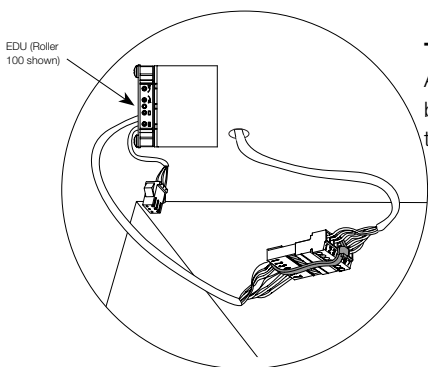


1.3 Wire 7-pin terminal block (provided) to cable using the included screwdriver. Tighten screws securely on the exposed wire. Leave 1/16 in (2 mm) of exposed copper to ensure insulation is not pinched.



2 Connect terminal blocks

2.1 Plug 7-pin terminal block on cable into EDU terminal block.



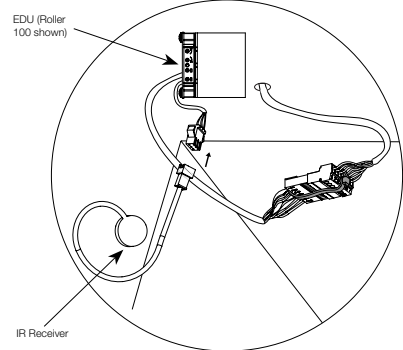
Note: Arrange wires in a location that prevents them from interfering with moving shade or drape.

3 IR Receiver (optional)

3.1 Plug in the IR receiver.

3.2 Position the IR receiver.

- Notes:**
- The IR receiver should be mounted such that it is in line-of-sight with the remote control and that it does not interfere with the shade or drape.
 - Arrange wires in a location that prevents them from interfering with moving shade or drape.

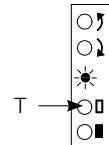


4 Setting limits from EDU

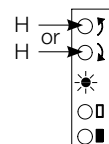
The open and close limits define the travel range of the shade or drape. It is recommended that limits be set immediately after installation.

Setting Open Limit

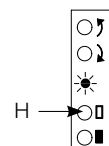
4.1 Tap the Open Limit button. The green LED will turn on.



4.2 Move the shade or drape to the desired Open Limit by pressing the arrow buttons.

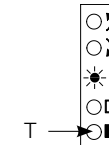


4.3 Press and hold the Open Limit button until the Green LED flashes. The Open Limit is stored.

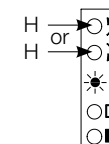


Setting Close Limit

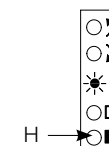
4.4 Tap the Close Limit button. The Green LED will turn on.



4.5 Move the shade or drape to the desired Close Limit by pressing the arrow buttons.

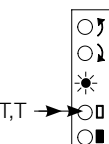


4.6 Press and hold the Close Limit button until the Green LED flashes. The Close Limit is stored.

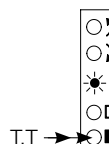


5 Verify limits

5.1 Verify the open limit by double-tapping the Open Limit button. The shade will travel to the open limit.



5.2 Verify the close limit by double-tapping the Close Limit button. The shade will travel to the close limit.



6 Finish system programming

6.1 The Sivoia QED is now installed, wired, and the OPEN/CLOSE limits for each shade or drape have been set. Refer to the Sivoia QED Wiring and Programming Guide (P/N/ 045-038) to finish programming the system, including addressing, assigning, and setting presets.

6 Troubleshooting

Symptom	Solution
Shade or drape will not move using adjustment buttons on EDU.	EDU is not powered - check EDU Power by unplugging and re-plugging in EDU. LED should flash for 5 seconds. Shade or drape is obstructed on something - Remove obstruction.
Shade or drape does not fully open or fully close.	Limits have been set incorrectly - refer to "Set open limit" and "Set close limit" sections. Shade or drape is obstructed - Remove obstruction.
IR controls will not operate shade or drape.	IR transmitter does not have line-of-sight to IR receiver Out of range - move to within 40 ft (12 m) of IR receiver EDUs not assigned to IR receiver IR receiver not plugged into any EDU within range IR remote control batteries are not providing power - replace them
EDU does not move, and the LED is blinking red slowly four times, and then turning off for 4 seconds	The EDU has reached its maximum run-time. Wait 20 minutes before attempting to move the shade

Limited Warranty

SCOPE
This limited warranty ("Warranty") covers the Lutron supplied (a) Sivoia Shade System ("Sivoia Shade System"), (b) Sivoia Shade System ("Sivoia Shade System"), (c) manual shade system and (d) alternating current or a/c shade system (each of the foregoing being a "System"). Customer acknowledges and agrees that use of the System constitutes acceptance of all terms and conditions of this Warranty.

LIMITED WARRANTY
Subject to the exclusions and restrictions described below, Lutron warrants that each System will be free from manufacturing defects from the date of shipment by Lutron for a period of (a) one year as to the wall controls, interfaces and system accessories of the Sivoia Shade System ("External Sivoia Components") and (b) eight years as to the other Systems and the electronic drive unit, shade fabric and shade hardware of the Sivoia Shade System. If any manufacturing defect exists in the External Sivoia OS Components, so long as Customer promptly notifies Lutron of the defect within the one year warranty period and, if requested by Lutron, returns the defective part(s), Lutron will, at its option, either repair the defective part(s) or provide comparable replacement part(s). If any manufacturing defect exists in any of the components of a System other than the External Sivoia Components, so long as Customer promptly notifies Lutron of the defect within the eight year warranty period and, if requested by Lutron, returns the defective part(s), Lutron will, at its option, either repair the defective part(s) or issue a credit to the Customer against the purchase price of comparable replacement part(s) purchased from Lutron as provided below:

Number of years from date of shipment	Percentage of cost of replacement parts credited by Lutron
Up to 2	100%
More than 2 but not more than 5	50%
More than 5 but not more than 8	25%
More than 8	0%

Replacement parts for the System provided by Lutron or, at its sole discretion, an approved vendor may be new, used, repaired, reconditioned, and/or made by a different manufacturer.

EXCLUSIONS AND RESTRICTIONS

This Warranty will be void, and Lutron and its suppliers will have no responsibility under this Warranty, if Lutron or its representatives cannot access any components of the System to inspect, diagnose problems with or repair the System or any of its components as a result of concealment or inaccessibility of such components within a building structure.

This Warranty does not cover, and Lutron and its suppliers are not responsible for:

1. Damage, malfunction or inoperability diagnosed by Lutron or a Lutron approved third party as caused by normal wear and tear, abuse, misuse, incorrect installation, neglect, accident, interference or environmental factors, such as (a) use of incorrect line voltages fuses or circuit breakers; (b) failure to install, maintain and operate the System pursuant to the operating instructions provided by Lutron and the applicable provisions of the National Electrical Code and of the Safety Standards of Underwriter's Laboratories; (c) use of incompatible devices or accessories; (d) improper or insufficient ventilation; (e) unauthorized repairs or adjustments or alterations; (f) vandalism; (g) an act of God, such as fire, lightning, flooding, tornado, earthquake, hurricane or other problems beyond Lutron's control; or (h) direct exposure to corrosive materials.
2. On-site labor costs to diagnose issues with, and remove, repair, replace, adjust, reinstall and/or reprogram the System or any of its components.
3. Components and equipment external to the System, such as, non-Lutron lighting and automation systems, building wiring audiovisual equipment; and non-Lutron time clocks, photosensors and motion detectors.
4. The cost of repairing or replacing other property that is damaged when any System does not work properly, even if the damage was caused by the System.

THIS WARRANTY IS IN LIEU OF ALL OTHER EXPRESS WARRANTIES. ALL IMPLIED WARRANTIES, INCLUDING THE IMPLIED WARRANTIES OF MERCHANTABILITY AND OF FITNESS FOR A PARTICULAR PURPOSE, ARE LIMITED TO EIGHT YEARS FROM THE DATE OF SHIPMENT, EXCEPT THAT SUCH IMPLIED WARRANTIES ARE LIMITED TO ONE YEAR FROM THE DATE OF SHIPMENT AS TO THE EXTERNAL Sivoia COMPONENTS.
NO LUTRON AGENT, EMPLOYEE OR REPRESENTATIVE HAS ANY AUTHORITY TO BIND LUTRON TO ANY AFFIRMATION, REPRESENTATION OR WARRANTY CONCERNING THE

SYSTEMS. UNLESS AN AFFIRMATION, REPRESENTATION OR WARRANTY MADE BY AN AGENT, EMPLOYEE OR REPRESENTATIVE IS SPECIFICALLY INCLUDED HEREIN, OR IN STANDARD PRINTED MATERIALS PROVIDED BY LUTRON, IT DOES NOT FORM A PART OF THE BASIS OF ANY BARGAIN BETWEEN LUTRON AND CUSTOMER AND WILL NOT IN ANY WAY BE ENFORCEABLE BY CUSTOMER.

IN NO EVENT WILL LUTRON OR ANY OTHER PARTY BE LIABLE FOR EXEMPLARY, CONSEQUENTIAL, INCIDENTAL OR SPECIAL DAMAGES (INCLUDING, BUT NOT LIMITED TO DAMAGES FOR PERSONAL INJURY, FAILURE TO MEET ANY DUTY, INCLUDING OF GOOD FAITH OR REASONABLE CARE, NEGLIGENCE, OR ANY OTHER LOSS WHATSOEVER), NOR FOR ANY REPAIR WORK UNDERTAKEN WITHOUT LUTRON'S PRIOR WRITTEN CONSENT ARISING OUT OF OR IN ANY WAY RELATED TO THE INSTALLATION, DEINSTALLATION, USE OF OR INABILITY TO USE THE SYSTEM OR OTHERWISE UNDER OR IN CONNECTION WITH ANY PROVISION OF THIS WARRANTY, EVEN IN THE EVENT OF THE FAULT, TORT (INCLUDING NEGLIGENCE), STRICT LIABILITY, BREACH OF CONTRACT OR BREACH OF WARRANTY OF LUTRON OR ANY OTHER PARTY, AND EVEN IF LUTRON OR SUCH OTHER PARTY WAS ADVISED OF THE POSSIBILITY OF SUCH DAMAGES.

NOTWITHSTANDING ANY DAMAGES THAT CUSTOMER MIGHT INCUR FOR ANY REASON WHATSOEVER (INCLUDING, WITHOUT LIMITATION, ALL DIRECT DAMAGES AND ALL DAMAGES LISTED ABOVE), THE ENTIRE LIABILITY OF LUTRON AND OF ALL OTHER PARTIES UNDER THIS WARRANTY ON ANY CLAIM FOR DAMAGES ARISING OUT OF OR IN CONNECTION WITH THE MANUFACTURE, SALE, INSTALLATION, DELIVERY, USE, REPAIR, OR REPLACEMENT OF THE SYSTEM, AND CUSTOMER'S SOLE REMEDY FOR THE FOREGOING, WILL BE LIMITED TO THE AMOUNT PAID BY CUSTOMER FOR THE SYSTEM. THE FOREGOING LIMITATIONS, EXCLUSIONS AND DISCLAIMERS WILL APPLY TO THE MAXIMUM EXTENT ALLOWED BY APPLICABLE LAW, EVEN IF ANY REMEDY FAILS ITS ESSENTIAL PURPOSE. THIS WARRANTY GIVES YOU SPECIFIC LEGAL RIGHTS. YOU MAY ALSO HAVE OTHER RIGHTS WHICH VARY FROM STATE TO STATE. SOME STATES DO NOT ALLOW LIMITATIONS ON HOW LONG AN IMPLIED WARRANTY LASTS OR THE EXCLUSION OR LIMITATION OF INCIDENTAL OR CONSEQUENTIAL DAMAGES, SO THE ABOVE LIMITATIONS OR EXCLUSIONS MAY NOT APPLY TO YOU. WARRANTY CLAIMS, TECHNICAL ASSISTANCE AND WARRANTY INFORMATION.

Contact the Lutron Technical Support Center at the numbers provided below or your local Lutron sales representative with questions concerning the installation or operation of the System or this Warranty, or to make a warranty claim. Please provide the exact model number when calling.

The product may be covered under one or more of the following U.S. patents: 6,935,403; 6,983,783; 6,944,145; 7,281,565; 7,537,040; 7,599,612; 7,635,018; and corresponding foreign patents. U.S. and foreign patents pending.
Lutron, the Sunburst logo and Sivoia are registered trademarks of Lutron Electronics Co., Inc.

Worldwide Headquarters | USA

Lutron Electronics Co., Inc.
7200 Sutter Road
Coopersburg, PA 18036-1299 USA
TEL: 1.610.282.3800
FAX: 1.610.282.3090
Technical Support: 1.800.523.9466 or 1.610.282.6701
Toll Free: 1.888.LUTRON
EMAIL: shadinginfo@lutron.com
WEB: www.lutron.com/shadingsolutions

Europe Headquarters | United Kingdom

Lutron EA Ltd
6 Sovereign Close
London, E1W 3JF, UK
TEL: +44.(0)20.7702.0657
FAX: +44.(0)20.7480.6899
Technical Support: +44.(0)20.7480.6899
FREEPHONE: 0800.282.107

Asian Headquarters | Singapore

Lutron GL Ltd
15 Hoe Chiang Road
Singapore, 089316
TEL: +65.6220.4666
FAX: +65.6220.4333
Technical Support: 800.120.4491

©2010 LUTRON Electronics Co., Inc.
P/N 045-311 REV A