

# Designer-style Coordinating Accessories

**Notes:** Use the SC prefix when ordering Satin Colors® Accessories.  
Use the CA prefix when ordering Claro® Gloss Accessories.

## Switches



Model: SC-1PS-XX  
CA-1PSH-XX  
Description: 15 A 120/277 V~, single-pole

Model: SC-3PS-XX  
CA-3PSH-XX  
Description: 15 A 120/277 V~, 3-way

Model: SC-4PS-XX  
CA-4PSH-XX  
Description: 15 A 120/277 V~, 4-way

## Receptacle



Model: SCR-15-XX  
CAR-15H-XX  
Description: 15 A 125 V~

Model: SCR-20-XX  
Description: 20 A 125 V~

## GFCI Receptacle



Model: SCR-15-GFCI-XX  
CAR-15-GFCIH-XX  
Description: 15 A 125 V~

Model: SCR-20-GFCI-XX  
Description: 20 A 125 V~

## Cable TV Jack



Model: SC-CJ-XX  
CA-CJH-XX  
Description: F-style, 75-ohm coaxial cable

## Telephone Jack



Model: SC-PJ-XX  
CA-PJH-XX  
Description: 6-conductor, RJ11

## Multi-Port Frame



Model: SC-6PF-XX  
CA-6PF-XX  
Description: Six-port frame  
Compatible with Hubbell Xcelerator™ telephone and data jacks and Hubbell Snap-fit modules including BNC, RCA, S-video, F-type, and fiber optic connectors.

## Integrating Other Controls



Other manufacturers' decorator controls can be ganged with HomeWorks® controls using a Claro or Satin Colors wallplate. All Designer-style color and finish choices are available.

## HAND-HELD INFRARED TRANSMITTERS

Hand-held infrared transmitters select and adjust scenes up to 50 feet (15 m). Use scene selection buttons to select two, four or eight scenes and off (depending on model), and raise/lower buttons to brighten or dim the selected scene. See Appendix C: Infrared (IR) Integration.

### 1-Button



Model: SP-HT-WH  
Description: 1-button with raise/lower (White)

### 2-Button



Model: SPS-FSIT-RP  
Description: 2-buttons with raise/lower (Royal Plum)

### 4-Button



Model: GRX-IT-WH  
Description: 4-buttons with off and raise/lower (White)

### 4-Button



Model: SPS-4IT-RP  
Description: 4-buttons with off and raise/lower (Royal Plum)

### 8-Button



Model: GRX-8IT-WH  
Description: 8-buttons with off and raise/lower (White)

Hubbell Xcelerator is a trademark of Hubbell Premise Wiring.

XX= Color Code

# Designer-style Coordinating Accessories (cont.)

**Note:** Use the SC prefix when ordering Satin Colors® Matte Finishes Wallplates.  
Use the CW prefix when ordering Claro® Designer Gloss Color Wallplates.

## **WALLPLATES**



### **1-Gang**

Model: SC-1-XX  
CW-1-XX

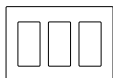
Description: 1-gang screwless wallplate



### **2-Gang**

Model: SC-2-XX  
CW-2-XX

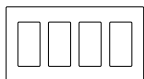
Description: 2-gang screwless wallplate



### **3-Gang**

Model: SC-3-XX  
CW-3-XX

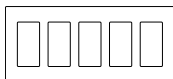
Description: 3-gang screwless wallplate



### **4-Gang**

Model: SC-4-XX  
CW-4-XX

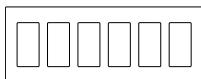
Description: 4-gang screwless wallplate



### **5-Gang**

Model: SC-5-XX  
CW-5-XX

Description: 5-gang screwless wallplate



### **6-Gang**

Model: SC-6-XX  
CW-6-XX

Description: 6-gang screwless wallplate

## **FINISHES AND COLORS**

All Designer-style coordinating accessories and wallplates are available in Designer Gloss finishes and *Satin Colors* Matte finishes. See Appendix F: Colors & Finishes.

XX= Color Code