



A Guide to Home Lighting Control



A better quality of light.



A dimmer is a dimmer is a dimmer, right? Actually, no.

The quality of lighting controls varies enormously.

Lutron products have always been known for being well designed, manufactured to high standards, 100% tested, reliable and durable to assure your satisfaction.

High standards of design and manufacture mean that many Lutron installations from the late 1960s and '70s are still operating today. And since developing the original dimmer, we now offer the industry's most comprehensive range of lighting control products.



Controlling light, mood and ambience.



At Lutron we understand the many advantages of controllable light better than anyone else.

We pioneered the idea of dimming back in 1961, when our founder, Joel Spira, invented the first electronic solid-state dimmer.

Since then, we have introduced many innovations in lighting controls.


Today we have more than 2,000 patents, and more than 15,000 products shipped to 80 countries.

This commitment to original, ingenious ideas has made Lutron the first choice for many homeowners, lighting designers, engineers and architects.



You'll find Lutron in all kinds of homes around the world – it's become *the* name in lighting controls for private residences.

And you'll also come across Lutron systems in offices, restaurants, hotels, shops, museums, universities and public buildings.



From the Millennium Bridge in Gateshead to the Bank of China's headquarters in Beijing, the Statue of Liberty in New York to the Guggenheim Museum in Bilbao, we're proud to have worked on the most ambitious lighting control projects across the world.

How about a night in?

Cosy, romantic effects from the living room to the master bedroom.

Cuddling up on the sofa to watch a movie, you want that cinema-style effect – at the touch of a button. And we all know that nothing lights up a romantic moment like soft, subtle lighting.







Who's cooking tonight?

Bright lights for every task.

Sometimes you need good light carefully directed to the task in hand – whether you're cooking up a stir-fry, writing your presentation or working wonders with an eye pencil. Your lighting can match your own flexibility – with different light levels, for any activity, in the same room.



I want a bit of drama.

Dramatic effects for special occasions.

Lighting can be quite “theatrical”. For example, when you’re setting the table for a dinner party, the finishing touch is beautiful lighting. And with controllable lighting, you can pick out a painting, or highlight a favourite *objet d’art*. While outdoors, you can conjure a little magic with lighting for pools and paths.





Choose your style.

You know the mood you want. The next question is: how do you create it?
Here's how to choose the right dimmers for your home.

Step 1

Choose the style that best matches or complements the décor of the room.

slide dimmers



Lyneo™ slide to off (sto)



Lyneo preset



Lyneo 0-10 slider



Lyneo 0-10 preset




digital dimmers

-
-
-
-
-
-
-

Rania®



Rania dual



Rania IR with single remote



Rania IR dual with dual remote



Wireless RF switch

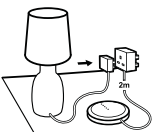
Rania® wireless RF switch



Radio Powr Savr™ Occupancy sensor



lamp dimmer








Solina



Step 2

Choose the dimmer designed to control the kind of lights you have in the room, for example, incandescent, halogen or low voltage.

Types of Lighting

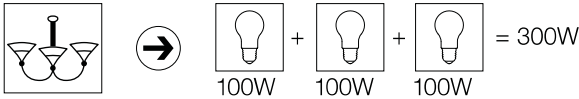
	INC Incandescent 230/240 V		MVH Mains voltage halogen 230/240 V		MLV Magnetic low voltage		ELV Electronic low voltage		FLUO 0-10 V Ballasts
---	---	---	---	---	--	---	--	---	-----------------------------------

Step 3

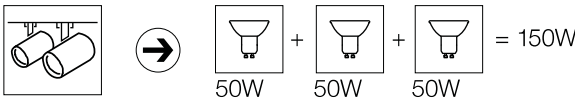
Calculate the total load.

Incandescent light bulbs have wattage ratings marked on the bulb. Add up the wattage of all the bulbs in the fixture and select a dimmer that is rated above or equal to your total wattage.

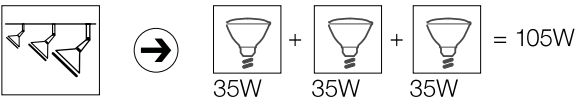
Incandescent 230/240 V



Mains voltage halogen 230/240 V



Magnetic low voltage



Electronic low voltage



Fluorescent 0-10 V



Preset: To be used with an external monostable relay with a coil rated for 250 V and 30 VA max, 20 ballasts/40 mA

Slider: Requires mains voltage occupancy sensor, 20 ballasts/40mA

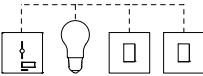
Step 4

Decide how many dimmers/switches control the same light fitting and choose from these options.

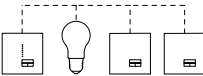
If there is only one switch, use a single-pole dimmer to dim a light from one location. (2-way or multi-location dimmers will work in this application.)



If there is more than one switch, use a 2-way dimmer to dim a light from one location and switch from another. Choose a 2-way dimmer and a 2-way switch. (When using Rania® dimmers, remember to use an accessory dimmer.)




Multi-location dimming to dim a light from more than one location – up to ten. Choose one Rania dimmer and up to nine Rania accessory dimmers. Accessory dimmers work together with the intelligent dimmer, enabling more than one control to dim a light fixture.



Product Summary Table

Step 1 Product	Step 2					Step 3 Load	Step 4		
	INC 230/240 V	MVH 230/240 V	MLV 12 V	ELV 12 V	FLUO		1 Way	2 Way	Multi Way
Lyneo slide to off	•	•				500 W	•		
Lyneo preset	•	•	•			500 W/VA	•	•	
Lyneo 0-10 slider					•	40 mA	•		
Lyneo 0-10 preset					•	40 mA / 30 VA	•	•	
Rania single	•	•	•	•		450 W/VA	•	•	•
Rania dual	•	•	•	•		2 x 250 W/VA	•	•	•
Rania IR single	•	•	•	•		450 W/VA	•	•	•
Rania IR dual	•	•	•	•		2 x 250 W/VA	•	•	•
Solina	•	•				300 W			



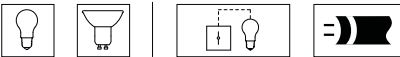
Lyneo slide to off (sto)

- Slider to change light level
- Single – 500 W

Lyneo 0-10 slider

- Wallbox dimmer for 0-10 fluorescent ballasts
- Slider to change light level
- Single – 500 W
- Requires mains voltage occupancy sensor, by others

Actual size.



Lyneo and Rania® range available in these colours



Arctic White Argentum Mica

Metals




Satin Nickel Satin Brass Satin Chrome Antique Brass Antique Bronze



Bright Nickel Bright Brass Bright Chrome Gold Plated

Actual size.



Lyneo preset



- Slider to change light level
- On/off button
- LED status light
- Single – 500 W

Lyneo 0-10 preset

- Wallbox dimmer for 0-10 fluorescent ballasts
- Slider to change light level
- On/off push button
- Requires external monostable relay rated for 250 V 30 VA max
- No status light in 0-10 preset



Digital dimmers with remote control.



Rania

- Lights softly fade on and off
- Ultra-quiet digital dimmer
- LEDs indicate light level
- Double-tap to full on
- Dimmer memorises last level you chose
- One dimmer to control your lights – up to 10 locations (when you have accessory dimmers)
- Single – 450 W
Dual – 2 x 250 W

Actual size.



Lyneo™ and Rania range available in these colours



Arctic White Argentum Mica

Metals



Satin Nickel Satin Brass Satin Chrome Antique Brass Antique Bronze




Bright Nickel Bright Brass Bright Chrome Gold Plated

In your living room, you can pre-set the lighting controls to suit the way that you live – “Cinema”, “Homework”, “Entertaining”, “Cleaning”. Then with a hand-held remote control (or even your universal TV remote), you can change the ambience of your room without leaving your chair.



Actual size.



Rania IR

- Remote control – to change the light level at any time, from anywhere in the room
- Dimmer has all the benefits of the Rania on the page opposite
- Remote controls have a range of 10 metres (30 feet)
- Single – 450 W
Dual – 2 x 250 W



Remotes



Single



Dual

Wireless RF switch.



Actual size.

Rania

- Lights softly fade on and off
- Ultra-quiet digital dimmer
- On/Off button turns lights on and off: Tap once to turn on, tap again to turn off
- Power failure memory
- 2-wire RF Switch
- Ideal retrofit solution, no neutral required/no new wiring required



Lyneo™ and Rania range available in these colours



Arctic White Argentum Mica

Metals



Satin Nickel Satin Brass Satin Chrome Antique Brass Antique Bronze



Bright Nickel Bright Brass Bright Chrome Gold Plated

Occupancy/Vacancy Sensor



Radio Powr Savr

- Senses occupancy or vacancy for maximum energy savings
- Ceiling sensor easy to mount and reposition
- Can communicate with up to 10 switches
- Exclusive XCT™ technology detects fine movements
- 10 year battery life design
- Front accessible test buttons make setup easy.
- Lens illuminates orange in response to motion during test mode to verify coverage.

**Radio Powr Savr
available in**



White*

* White (WH) and Arctic White (AW) are identical colours

Solina

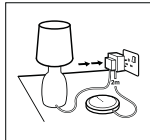
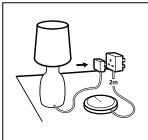
Solina table and floor lamp dimmers.

This discrete table-top dimmer lets you set the level of light for floor and table lamps. You don't need to do any new wiring, it just plugs in.

- Plug-in lamp dimmer with 2 metre cord (plug included)
- For use with table and floor lamps that do not contain integral dimmers
- LEDs indicate light level
- Double-tap to full on
- Memorises last light level set
- Lights softly fade on and off
- 300 W



Actual size.



Plug the lamp into the dimmer

Plug dimmer into socket



Solina dimmer available in these colours



Arctic
White

Mica

Table lamps can add accents to a room's lighting, providing a comfortable and convenient level of light next to your bedside. With Solina dimmers, you can dim a table or floor lamp to a soft glow during a movie or brighten it with a touch of a button for reading or working.



Integrated lighting controls for your home.



Lutron offers more than just single dimmers. You can control all the lights in one room or indeed the whole house from just one button and control natural light with our motorised window solutions. We can also link the lighting controls to your security and AV systems. The possibilities are endless.



Coordinating accessories and wallplates.



Lutron offers a comprehensive range of accessories to co-ordinate the finish and colour of power outlets, switches and jacks with your Lutron dimmers. Two Lutron products can also be framed together. **(not in the UK)**

Wiring devices

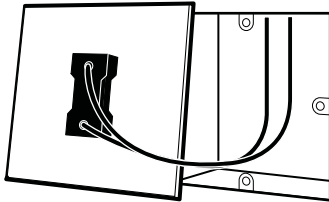
- Switches
- Power outlet
- Phone jacks
- TV/SAT/CABLE
- Dimmable transformers for low voltage lighting – 50W and 105W

Accessories available for Lyneo™, Rania® and Rania IR.

How to install a dimmer in four easy steps.


1

- Turn power OFF at the breaker panel or fuse box
- Disconnect the wires from the existing switch



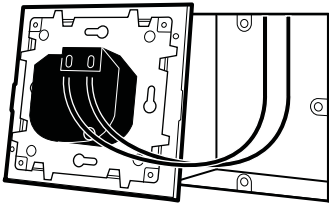
2

- Remove the faceplate from the dimmer




3

- Connect wires to the terminals of the dimmer



4

- Mount the dimmer and the wallplate
- Turn the power ON at the breaker panel or fuse box



Answers to common questions about dimmers.

What sort of dimmer should I choose?

See pages 13 and 14 for a step by step guide.

What kind of dimmers do I use with my low voltage transformers?

Low voltage lighting uses a transformer that is either magnetic or electronic. Use Lutron universal Rania dimmers to control both. We recommend Lutron transformers designed specifically for electronic low voltage applications.

Can I replace my existing switch?

Yes. You can replace a switch with a dimmer, just as you would another switch.

What are the dimensions of the dimmer?

86mm x 86mm.

Do I need any special cable to install a dimmer?

No. You just use the existing two wires to make the new connection.

Why does my lamp buzz?

Occasionally, you may sometimes notice that a lamp is buzzing. This is caused by the lamp filament vibrating as the dimmer rapidly switches the lamp on and off. Lamp buzz is generally noisiest at the mid-range (50%) dimming level. If this happens, use rough service lamps, physically smaller lamps, or lower wattage lamps.

Why do my lights flash or suddenly change levels?

You may be experiencing a common neutral interaction. Common neutral interaction is cross talk between dimmers that share the same neutral wire. This may cause the lights to flicker, flash or suddenly change intensity. When solid-state dimmers are operating, voltage spikes occur and are transmitted onto the neutral wire..

Can using dimmers save money?

Dimmers save energy and increase the life of your light bulb so they are friendlier to the environment and to your pocket.

Dimming	Saves electricity	Bulbs last longer
10%	10%	2 times longer
25%	20%	4 times longer
50%	40%	20 times longer
75%	60%	>20 times longer



0800 282 107

If you have a question, please call the Lutron customer helpline.

Some technical terms explained.

Electronic low voltage. Track lights are usually electronic low voltage. (Control these lamps with low-voltage 12V dimmers only).

Gang. Single-gang = one control mounted in a single wallbox. Multigang = two or more controls mounted side-by-side in a series of connected wallboxes.
(not in the UK)

IR (Infra Red). Type of remote control technology.

Magnetic low voltage. Recessed lights are often magnetic low voltage. Magnetic low voltage lights tend to be larger and heavier than electronic low voltage.

Multi-location dimming. Allows full-range dimming from two to ten locations.

Preset dimmer. Preset dimmers have a built-in on/off switch that allows the user to turn lights on to a pre-selected light level.

Single pole. A single pole dimmer provides full-range dimming from one location only.

2-way. 2-way control allows dimming (using a 2-way dimmer) or switching from one location and on/off switching from a second location (using a 2-way switch).

Wallbox dimmer. A self-contained dimmer that replaces a standard switch.

Lighting up the world.

At Lutron we have a passion for our product. And we have the enthusiasm of pioneers on the subject of lighting control. That's why we always like to share images and stories of our most ambitious projects – to inspire you to realise your dreams.

WORLDWIDE HEADQUARTERS

Lutron Electronics Co., Inc.
7200 Suter Road
Coopersburg, PA 18036-1299
USA
Toll-free: 1 888 LUTRON1
TEL: +1 610 282 3800
FAX: +1 610 282 1243
intsales@lutron.com

EUROPEAN HEADQUARTERS

Lutron EA Ltd.
6 Sovereign Close
London, E1W 3JF
UK
FREEPHONE: 0800 282 107
TEL: +44 (0)20 7702 0657
FAX: +44 (0)20 7480 6899
lutronlondon@lutron.com

ASIAN HEADQUARTERS

Lutron GL Ltd.
#07-03 Tower Fifteen
15 Hoe Chiang Road
Singapore 089316
TEL: +65 6220 4666
FAX: +65 6220 4333
lutronsea@lutron.com

INTERNATIONAL OFFICES

Brazil: São Paulo
TEL: +55 11 4327 3800

China: Beijing
TEL: +86 10 5877 1818

China: Hong Kong
TEL: +852 2104 7733

China: Shanghai
TEL: +86 21 6288 1473

France: Paris
TEL: +33 1 56 59 16 64

Germany: Berlin
TEL: +49 (0)30 971045-90

India: Bangalore
TEL: +91 80 4030 0485

India: Mumbai
TEL: +91 22 4070 0867

India: Delhi
TEL: +91 124 471 1900

Italy: Milan
FREEPHONE: 800 979 208

Japan: Minato-ku
TEL: +81 3 5575 8411

Spain: Barcelona
TEL: +34 93 496 57 42

Spain: Madrid
TEL: +34 91 567 84 79

UAE: Dubai
TEL: +971 4 299 1224



www.lutron.com

