



AXIOM® BUILDING PERIMETER SYSTEM
Lutron® Compatible Shade Pockets

Inspiring Great Spaces™

Armstrong®

CEILING SYSTEMS

seamless integration

Now, there's a new integrated pocket and shading solution for building perimeter systems, thanks to a collaboration between Armstrong and Lutron. This pre-engineered solution provides superior aesthetics, performance, and the most advanced shading solution on the market today.

WHY CONSIDER THIS SOLUTION?

ARCHITECTS:

- Easy to specify – pre-engineered pocket and shade solution
- Provides seamless integration to acoustical or drywall ceilings
- Industry-leading aesthetics
- Best in class performance
- Seismic code compliant

CONTRACTORS:

- Reduces risk and eliminates guesswork
- Installs as part of a complete ceiling solution
- Faster system installation gets you on and off the job quicker
- Integrated sub-brackets make shade installation easier
- Lower cost of installation



Photo © Halkin Photography

PROBLEM

In the past, ceilings, pockets, and shades required coordination between multiple trades – leading to higher cost installations and unreliable finished visual.



SOLUTION

This pre-engineered solution provides seamless integration between the ceiling and shade pockets, making specification simple and installation fast, easy, and low cost.

INTEGRATED Shade Pockets

Armstrong® pockets

Lutron Compatible Shade Pockets:

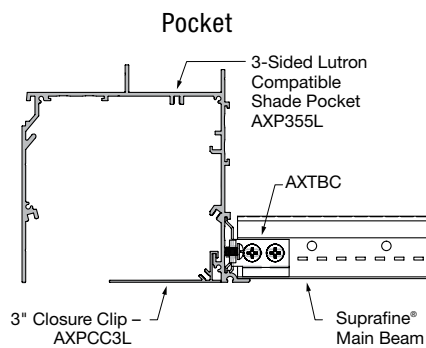
- Install 12 times faster than drywall pockets and twice as fast as traditional pockets
- Integrate with drywall and acoustical suspension systems like no other pocket can for perfect fit and finish
- Engineered specifically for Lutron Sivoia® QS Roller 100/150/300 shades
- Designed with an integral sub-bracket and wire harness, making Lutron shade installation easier



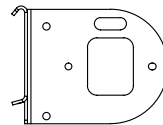
Also available for drywall installations

Specify this Look (Division 9, Cross Reference Division 12)

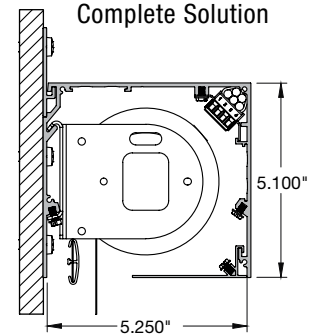
Item Number	Description
AXP355L	3-Sided Lutron Compatible Shade Pocket
AX4SPLICE	Axiom® Splice Plate with Setscrews
AXTBC	Axiom T-Bar Connector Clip
Provided by Lutron	Lutron Integrated Bracket for Axiom
Provided by Lutron	Lutron Integrated Wire Harness for Axiom



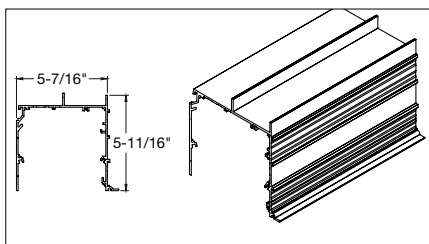
Lutron Integrated Bracket for Axiom



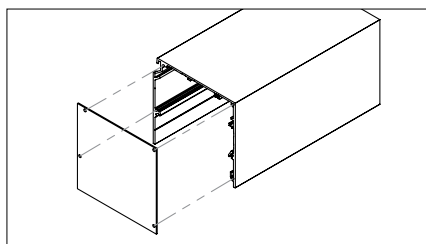
Complete Solution



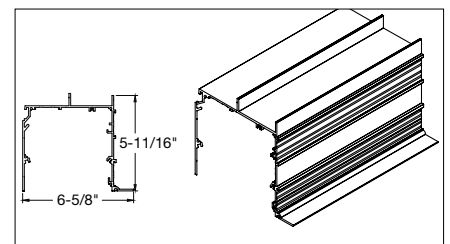
Popular Pocket Configurations



Three-sided Lutron Compatible Shade Pocket

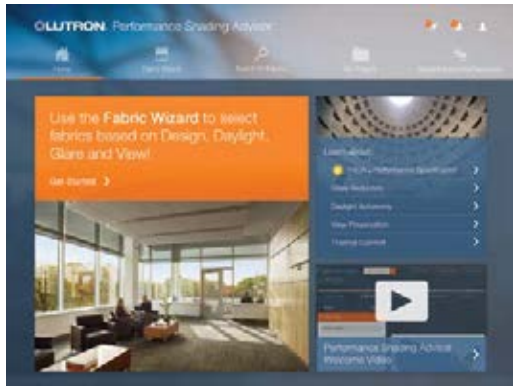


Three-sided Exposed Lutron Compatible Shade Pocket



Three-sided Seismic Lutron Compatible Shade Pocket

Lutron is the global leader in automated shading solutions, offering the most advanced, innovative daylight control for commercial spaces.



Lutron Performance Shading Advisor

- Select optimal solar screen fabric
- Select pocket based on your fabric roll-up diameter
- Save projects and order fabric samples
- Generate reports and specifications based on selected product



Lutron Performance Shading Solutions Binder

After selecting a few optimal fabrics, see the “Category” field to find the fabric in the corresponding deck within the binder.



Spec Grade Solar Screens
(THEIA™ Compliant Fabrics)



General Purpose Solar Screens



Sustainable Solar Screens



Blackouts

Lutron Shade Configuration Tool (SCT)

Within Lutron’s SCT, choose shades from the Roller 100/150/300 product lines to work with the Axiom® pocket for Lutron shades.

Find these tools at www.performanceshadingadvisor.com



Photo © Halkin Photography

Specify this Performance (Division 12, Cross Reference Division 9)

Description

Quantum® with Hyperion™ Solar-Adaptive Shading System


Radio Window™ Sensor

Sivoia® QS Roller Shades

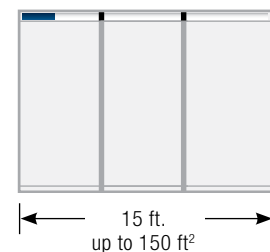
Lutron Compatible Shade Pocket lineals with Lutron Roller 100™ Product Family

Compatible Roller Shades

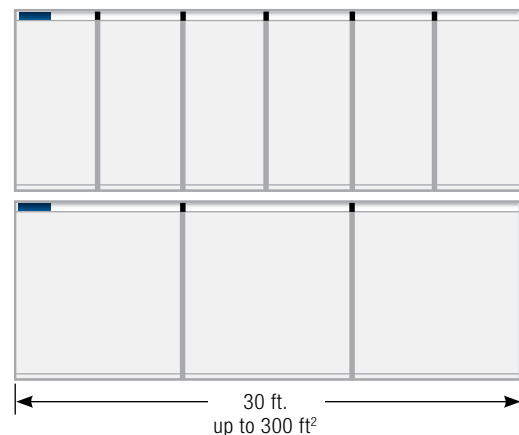
Roller 100



Roller 150™



Roller 300™



Ensure Compatibility When Specifying

Lutron Compatible Shade Pocket

Step 1

Select pocket type – 3-sided pocket to acoustical or drywall, seismic pocket, or exposed pocket.

Lutron Performance Shade

Step 1

Select shade fabric – Consider the needs of the space when choosing a fabric.



Step 2

Select framing method – The AXP355L Acoustical/Drywall pocket can be attached to the wall or can be framed against the wall using studs every 48" on center. The exposed pocket can be attached to the wall or conventional stud framing from above.

Step 2

Select drive unit and top treatment – The drive and top treatment differ depending upon the size of the window and the architecture of the building.

Step 3

Select Closure Clip – The AXPC3L is a 3" closure clip designed with a screw slot and tether option for attachment. A standard 2" closure clip (AXPC2) is also available.

Step 3

Select power supply – Choose from several options for powering a shade, depending upon the number and placement of shades in the space.

Step 4

Select coordinating suspension system – Axiom® pockets can attach to any Armstrong® suspension system with coordinating panels or can be installed with Armstrong drywall grid systems.

Step 4

Select controls – Shade controls range from personal wireless remote controls to publicly accessible wall-mounted keypads to a completely automated system.

Step 5

Specify Division 9 – Cross reference Division 12













Step 5

Specify Division 12 – Cross reference Division 9

To ensure roll-up diameter of the Lutron fabric and compatibility with the right Armstrong® pocket, visit www.performanceshadingadvisor.com

The Perfect Solution for Your Ceiling Design

Lutron Compatible Shade Pockets

	Item Number	Description	Dimensions (Inches)	Length
Three-sided Lutron Compatible Shade Pockets and Accessories				
Axiom® Building Perimeter Pocket: Pre-engineered 10' (120") aluminum pocket formed with distinct architectural detail; special bosses to accept T-Bar Connector Clip and Splice Plates to provide positive mechanical lock with no visible fasteners; factory-finished to match approved samples; and factory- or field-cut miters to match approved shop drawings.				
	AXP355L	3-Sided Lutron Compatible Shade Pocket	5 x 5"	120"
	AXP355LS	3-Sided Seismic Lutron Compatible Shade Pocket	5 x 5"	120"
	AXP355LE AXP355LE__ ♦	3-Sided Exposed Lutron Compatible Shade Pocket 3-Sided Exposed Lutron Compatible Shade Pocket, colors	5 x 5"	120"
	AXPCC3L AXPCC3L__ ♦	3" Shade Closure Clip 3" Shade Closure Clip, colors	5 x 5"	120"
	AXP355LEEC AXP355LEEC__ ♦	Lutron Exposed End Cap Lutron Exposed End Cap, colors	5 x 5"	–
	AXP355LECR	Lutron End Cap, right	5 x 5"	–
	AXP355LECL	Lutron End Cap, left	5 x 5"	–
	AXP355LSECR	Lutron Seismic End Cap, right	5 x 5"	–
	AXP355LSECL	Lutron Seismic End Cap, left	5 x 5"	–
	AXPWCCP2	Axiom Wall Clip	2 x 1/2"	2"
	AX4SPLICE	Axiom Splice Plate with Setscrews	–	8"
	AXTBC	Axiom T-Bar Connector Clip	–	–

♦ Add the 2-letter color suffix to the item number when specifying or ordering (Example: AXP355LEXX B L)

Custom options are also available. Ask your Armstrong representative.

take the next step

1 877 ARMSTRONG (276-7876)

Customer Service Representatives
7:45 a.m. to 5:00 p.m. EST Monday through Friday

Axiom Specific Customer Service:

1 800 840 8521

TechLineSM – Technical information, detail drawings,
CAD design assistance, installation information,
other technical services – 8 a.m. to 5:30 p.m. EST,
Monday through Friday. FAX 1 800 572 8324
or email: techline@armstrong.com

You InspireTM Solutions Center

1 800 988 2585
email: solutionscenter@armstrong.com
armstrong.com/youinspire

armstrong.com/commceilings

Latest product news
Standard and custom product information
Online catalog
CAD, Revit®, SketchUpTM files
A Ceiling For Every SpaceTM Visual Selection Tool
Product literature and samples – express service
or regular delivery
Contacts – reps, where to buy, who will install

Lutron Shading Customer Service

Phone: 1-800-446-1503
Email: shadingcustsvc@lutron.com
www.performanceshadingadvisor.com

Lutron®, THEIA™, Quantum®, Hyperion™, Radio Window™, Sivoia®, roller 100™, roller 150™, and roller 300™ are trademarks of Lutron Electronics Co., Inc.; Revit® is a registered trademark of Autodesk, Inc.; Google SketchUp™ is a trademark of Google Inc. All other trademarks used herein are the property of AWI Licensing Company and/or its affiliates © 2015 AWI Licensing Company • Printed in the United States of America

armstrong.com/lutron

 **LUTRON**[®]
Shading Solutions

Inspiring Great SpacesTM

P/N 367-2596

BPCS-5161-915

 **Armstrong**[®]

CEILING SYSTEMS