


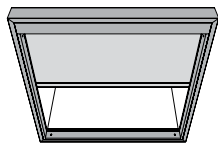
Lutron®—Roller and Tensioned Shade Selection Guide

Residence: _____ Area: _____ Window(s): _____

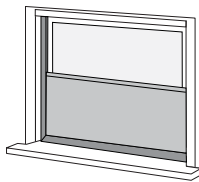
Step 1 Select Style



Roller Shade

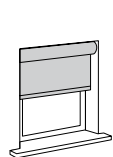


Skylight/Angled

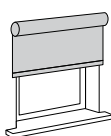
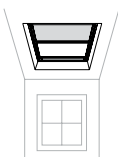


Bottom-up


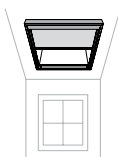
Step 2 Select Mounting Option



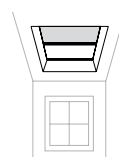
Inside window jamb or window well



Outside window jamb or window well



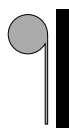
Pocket mount* (Recessed into ceiling)
*Roller shades only



Recessed into window well so frame is hidden*
*For skylight and bottom-up applications only

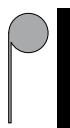
Step 3 Select Fabric Orientation

If specifying a skylight or bottom-up shade, skip to Step 4.



← Window

Regular (with fabric closest to the glass)

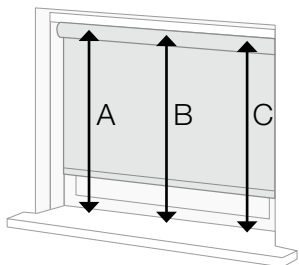


← Window

Reverse* (with fabric farthest from the glass)
*Recommended to clear door or window hardware.

Step 4 Measure Height and Width

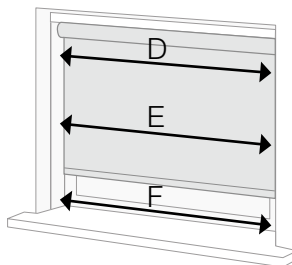
Measure to the nearest 1/8 of an inch.



A _____ inches

B _____ inches

C _____ inches



D _____ inches

E _____ inches

F _____ inches

Step 5

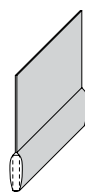
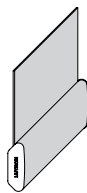
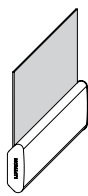
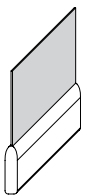
Select Fabric

- Classico or Gallery Collection Fabric and Color Name (Note: not all fabrics are compatible with skylights and bottom-up) _____
Fabric Model Number _____
- Custom Printed Material—Digital file must be provided as a .tif file at 100 dpi or higher.
- Customer's Own Material (COM)—Please provide samples the size of the largest length and width indicated in Step 4.

Step 6a

Select Bottom Bar

If specifying a skylight or bottom-up shade, skip to Step 6b.



- Exposed
- Architectural exposed
- Architectural half wrap
- Sealed
No end cap

Note: Fabric selected may not be compatible with all bottom bar options.

Step 6b

Select Bottom Bar or Frame Color

- Clear Anodized
- White
- Black*
- Bronze*
- Custom Color _____

*Black and bronze have an added lead time for skylights, angled, and bottom-up shades.

Please note: Product options may vary depending on application and intended use. For more technical information, reference the Lutron shading solutions product guide (P/N 367-1455) located at www.lutron.com or work with your Lutron qualified installer. Product availability is subject to change.