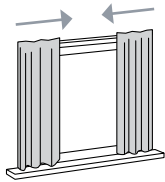


# Lutron®—Drapery System Selection Guide

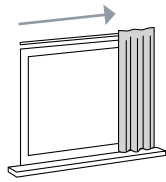
**Residence:** \_\_\_\_\_ **Area:** \_\_\_\_\_ **Window(s):** \_\_\_\_\_

This guide can be used to specify drapery systems with or without fabric, except Kirbé®, which must be ordered with fabric.

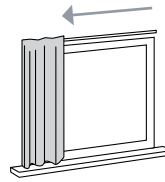
## Step 1 Select Style



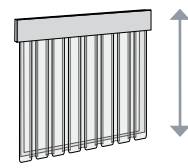
Center draw



Right draw



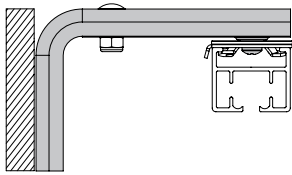
Left draw



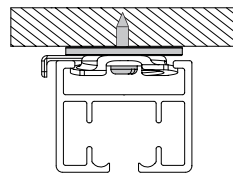
Kirbé vertical drapery system

## Step 2 Select Mounting Option

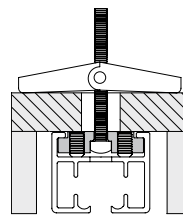
If specifying Kirbé, skip to Step 4.



On the wall



On the ceiling



Recessed into the ceiling to conceal track

## Step 3a Select Track Shape



Straight



Curved

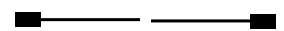


Bend

## Step 3b Select Track Type

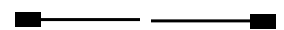

Single

Tandem



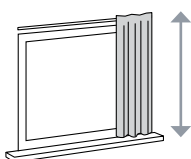
Dual

Dual Tandem



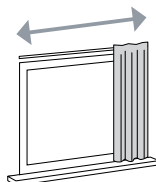
## Step 4 Measure Height and Width

For straight tracks:



Height

\_\_\_\_\_ inches



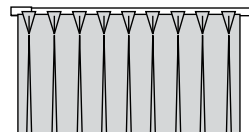
Width

\_\_\_\_\_ inches

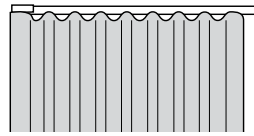
Curved tracks require template.  
Contact your qualified Lutron installer.

**Step 5** Select Pleat Style

If specifying Kirbé®, skip to Step 6a.




Pinch Pleat



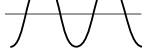
Ripplefold

For Ripplefold only:

Select the fullness of drapery

80% 

100% 

120% 

**Step 6a** Select Fabric

Avant Collection™ Fabric Name and Color \_\_\_\_\_

Fabric Model Number \_\_\_\_\_

Custom Printed Material—Digital file must be provided as a .tif file at 100 ppi or higher.

Customer's Own Material (COM)—Please provide a sample with this sheet.  None

**Step 6b** Select Lining

Avant Collection Lining Name and Color \_\_\_\_\_

None (Lining cannot be used with Kirbé)

**Step 7** Select Track Color

Bronze  White  Clear Anodized  Custom Color \_\_\_\_\_

**Cornice Selection Guide**

Cornices may be used on the Kirbé, traditional drapery track systems, as well as Lutron roller shades. They afford flexibility as they permit outside mounts for shading systems with no construction of pockets.

**Step 1** Select Cornice



Shape A



Shape B



Shape C



Shape D



Straight

**Step 2** Select Fabric

Avant Collection™ Fabric Name and Color \_\_\_\_\_

Fabric Model Number \_\_\_\_\_

Custom Printed Material (Please provide digital file)

Customer's Own Material (Please provide a sample)

None

**Step 3** Select Lining Color

White

Off-white

**Please note:** Product options may vary depending on application and intended use. For more technical information, reference the Lutron shading solutions product guide (P/N 367-1455) located at [www.lutron.com](http://www.lutron.com) or work with your Lutron qualified installer. Product availability is subject to change.