








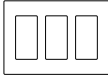
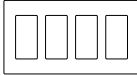

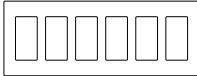
Lutron®—Accessories Selection Guide

Residence: _____ Room: _____

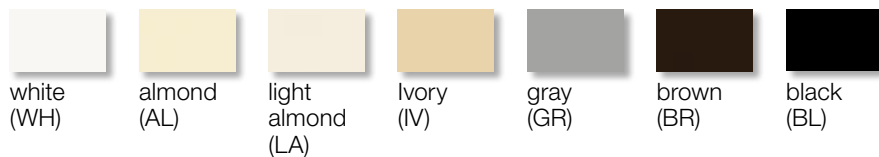
Step 1		Select Receptacles & Jacks	
		Color	Qty
Receptacle*			
GFCI Receptacle*			
Phone Jack			
Cable Jack			
Multiport Frame			

* 20 Amp version available in Satin Colors only

Step 2		Tell us about your current switches	
What is being controlled?	How many switches?	Where are the switches located?	Color
Kitchen pendants	2	backsplash and entrance	Black (backsplash) Biscuit (entrance)
Disposal	1	backsplash	Black

Step 3 Select Wallplates			
		Color	Qty
Wallplate 1-opening			
Wallplate 2-opening			
Wallplate 3-opening			
Wallplate 4-opening			
Wallplate 5-opening			
Wallplate 6-opening			

Gloss Colors



Satin Colors®



Due to variations in the printing process, color swatches printed above may not be exact. When matching colors please request a color sample from Lutron customer service at 1.888.LUTRON1.

Please contact your local Lutron sales representative for more information on ordering product.

www.lutron.com



World Headquarters 1.610.282.3800 | 24/7 Technical Support 1.800.523.9466 | Customer Service 1.888.LUTRON1 (1.888.588.7661)

© 05/2012 Lutron Electronics Co., Inc. | P/N 367-2268 REV B

