


Removing Paired Devices from a Honeycomb Shade

NOTE: This procedure will remove all paired Pico® remote controls and favorite button programming. Upper and lower limits are retained.

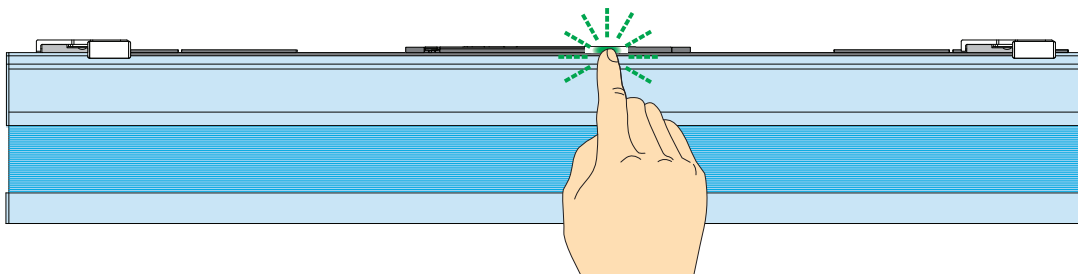
1 Tap the shade button quickly 3 times, holding on the last press.

TAP - TAP - TAP/HOLD




2 Continue to hold the shade button until the shade button LED flashes green.

HOLD



3 Release the button, then immediately tap the button 3 more times.

RELEASE - TAP - TAP - TAP



NOTE: The shade button LED will flash GREEN-then-RED 3 times, signaling the successful completion of the procedure.

3X

