

Aesthetics Guide

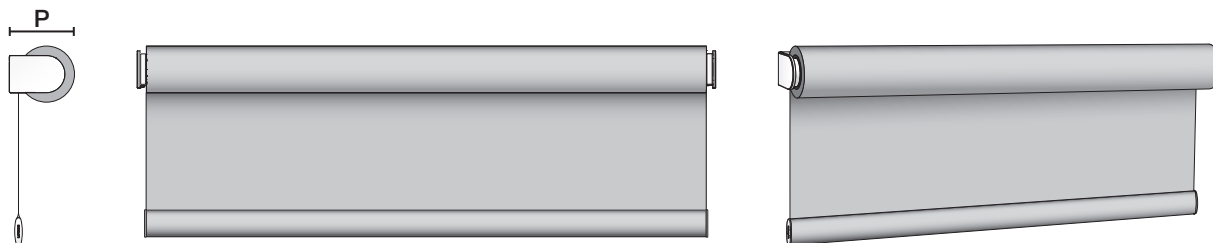
Serena and Sivoia QS Triathlon Roller Shades

Sivoia QS Triathlon **WIDR** Roller Shades

Important Information


This guide is provided to help you make informed decisions when configuring roller shades offered in the Serena, Sivoia QS Triathlon, and Sivoia QS Triathlon WIDR families.

1 Shades without Fascia (shades with fascia appear on page 2):




All Wired-Power Serena, Sivoia QS Triathlon, Cordless Manual

P = Projection: Varies with fabric roll-up; Max = 2.9375 in (75 mm)



All Battery-Power Serena, Sivoia QS Triathlon

P = Projection: Varies with fabric roll-up; Max = 2.9375 in (75 mm)



All Sivoia QS Triathlon WIDR


P = Projection: Varies with fabric roll-up; Max = 4.000 in (102 mm)

Aesthetics Guide

Serena and Sivoia QS Triathlon Roller Shades

Sivoia QS Triathlon **WIDR** Roller Shades

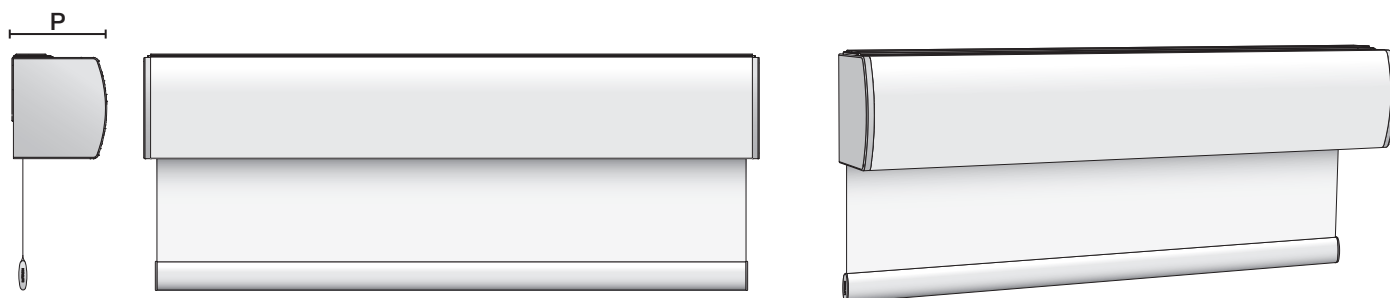
2 Shades with Fascia:



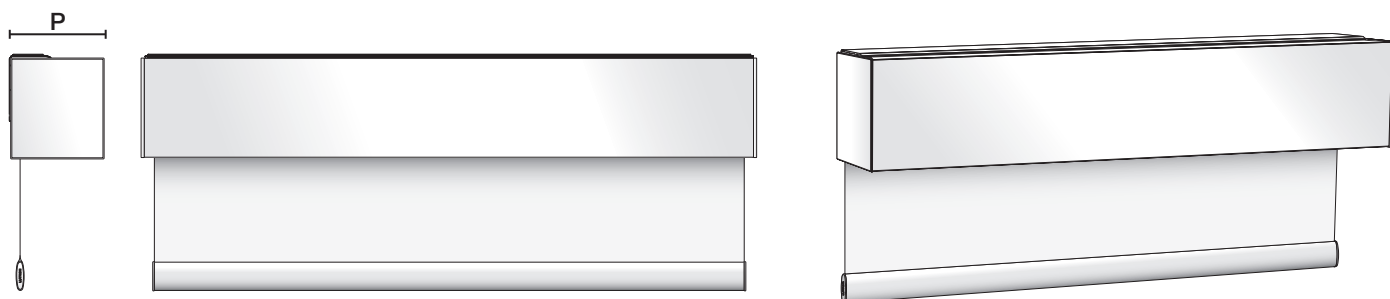
All Serena, Sivoia QS Triathlon, Cordless Manual w/Fabric Wrapped Fascia P=Projection: 3.375 in (86 mm)



All Sivoia QS Triathlon, Cordless Manual w/Architectural Fascia P=Projection: 3.375 in (86 mm)



All Sivoia QS Triathlon WIDR w/Fabric Wrapped Fascia P=Projection: 4.500 in (114 mm)



All Sivoia QS Triathlon WIDR w/Architectural Fascia P=Projection: 4.500 in (114 mm)

Product options may vary depending on application and intended use. For more technical information, visit lutron.com, work with your qualified Lutron provider, or call **1.800.446.1503**. Product availability is subject to change.