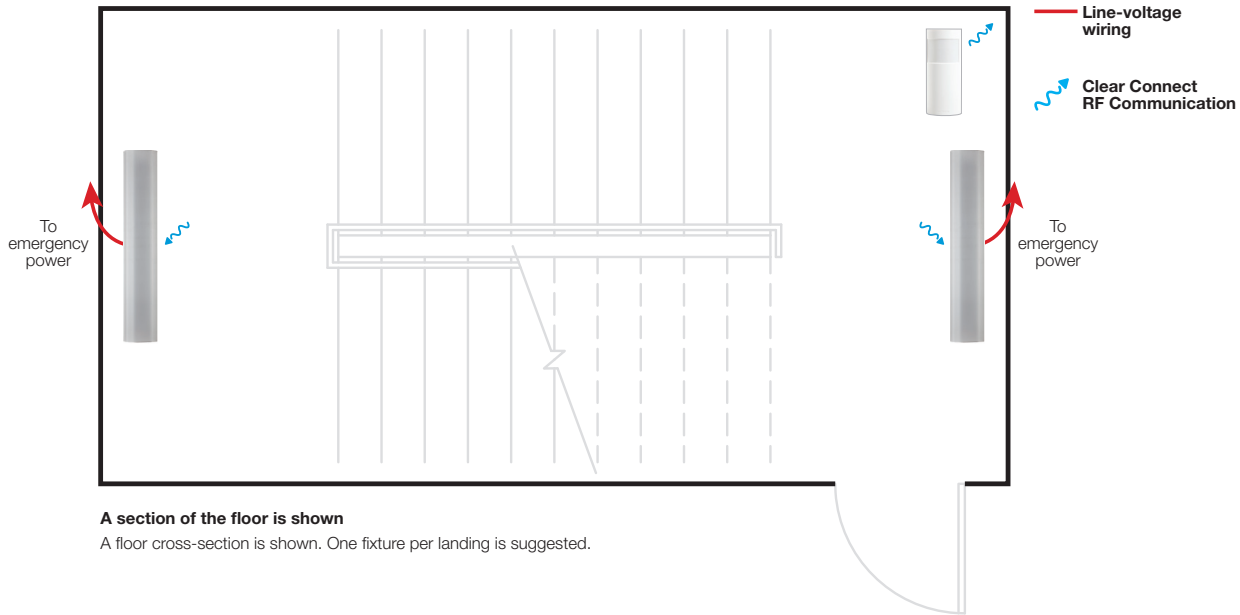




Egress Stairwell | New Construction

ASHRAE 90.1-2010



Symbol	Model Number	Description	Qty
	FXSWLX4H	Lutron 4 ft. stairwell LED fixture	2 (per floor)
	LRF2-OKLB-P-WH	Radio Powr Savr wireless corner-mount occupancy sensor	1 (per floor)

Control Functionality

Occupant Enters:

All lights automatically turn on to maximum light level. Maximum light level is set to 80%.

Occupant Exits:

All lights dim to the minimum light level 15 minutes after all occupants exit. Minimum light level is set to 10%.

Emergency Mode:

Lighting connected to emergency power turns on to full output.

Code Notes: Verify that the egress fixtures go to full output upon loss of control signal. For projects that require UL 924 compliance, provide an automatic load control relay (ALCR) per load controller connected to emergency fixtures. Add a daylight sensor for stairwells with daylight zones. Lutron Stairwell Fixture (FXSWLX44) is not currently compatible with Vive wireless hub. A new model number is coming soon that will include Vive compatibility. Go to lutron.com/vive for the latest compatibility details.