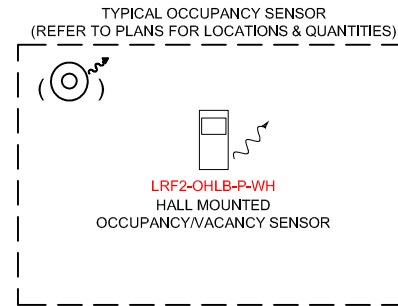
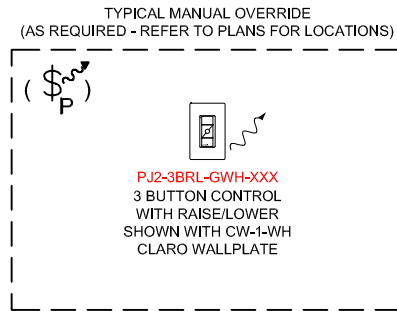
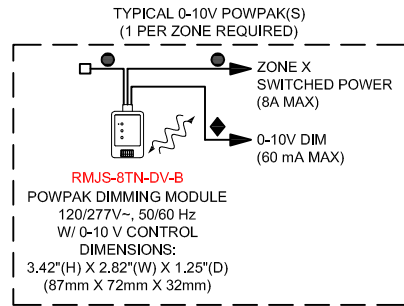


TYPICAL CORRIDOR (EGRESS) - 0-10V DIMMING

IECC 2015, IECC 2018, ASHRAE 2010, ASHRAE 2013, ASHRAE 2016, NYCECC 2016



SEQUENCE OF OPERATIONS:

OCCUPANT ENTERS:

- ALL LIGHTS AUTOMATICALLY TURN ON TO MAXIMUM LIGHT LEVEL. MAXIMUM LIGHT LEVEL IS SET TO 80%.

WHEN OCCUPIED:

- MANUAL: OCCUPANT USES WALL SWITCH TO TURN ON, ADJUST, OR DIM ALL LIGHTS TO LOW END. MANUAL CONTROL CANNOT FULLY SHUT OFF THE LIGHTS. MINIMUM LIGHT LEVEL IS SET TO 10%.

OCCUPANT EXITS:

- ALL LIGHTS AUTOMATICALLY GO TO MINIMUM LIGHT LEVEL 15 MINUTES AFTER ALL OCCUPANTS EXIT.

EMERGENCY MODE:

- LIGHTING CONNECTED TO EMERGENCY POWER TURNS ON TO FULL OUTPUT.

CODE NOTES: VERIFY THAT THE EGRESS FIXTURES GO TO FULL OUTPUT UPON LOSS OF CONTROL SIGNAL. FOR PROJECTS THAT REQUIRE UL 924 COMPLIANCE, PROVIDE AN AUTOMATIC LOAD CONTROL RELAY (ALCR) PER LOAD CONTROLLER CONNECTED TO EMERGENCY FIXTURES. ADD A DAYLIGHT SENSOR FOR CORRIDORS WITH DAYLIGHT ZONES.

SPEC:

WIRELESS NETWORK:

- RF FREQUENCY: 434 MHZ; OPERATE IN FCC GOVERNED FREQUENCY SPECTRUM FOR PERIODIC OPERATION; CONTINUOUS TRANSMISSION SPECTRUM IS NOT PERMITTED.
 - WIRELESS SENSORS, WIRELESS KEYPADS AND WIRELESS LOAD CONTROL DEVICES DO NOT OPERATE IN THE NOISY 2.4 GHZ FREQUENCY BAND WHERE HIGH POTENTIAL FOR RF INTERFERENCE EXISTS.
- LOCAL ROOM DEVICES COMMUNICATE DIRECTLY WITH EACH OTHER (AND NOT THROUGH A CENTRAL HUB OR PROCESSOR) TO ENSURE:
 - RELIABILITY OF SYSTEM PERFORMANCE.
 - FAST RESPONSE TIME TO EVENTS IN THE SPACE (E.G. BUTTON PRESSES OR SENSOR SIGNALS).
 - INDEPENDENT OPERATION IN THE EVENT OF THE WIRELESS HUB BEING REMOVED OR DAMAGED.

WIRELESS KEYPADS

- DOES NOT REQUIRE EXTERNAL POWER PACKS, POWER OR COMMUNICATION WIRING.
- ALLOWS FOR EASY REPROGRAMMING WITHOUT REPLACING UNIT.
- INCLUDES LED TO INDICATE BUTTON PRESS OR PROGRAMMING MODE STATUS.
- MOUNTING:
 - CAPABLE OF BEING MOUNTED WITH A TABLE STAND OR DIRECTLY TO A WALL UNDER A FACEPLATE, BACKBOX OPTIONAL.
- 10 YEAR BATTERY LIFE

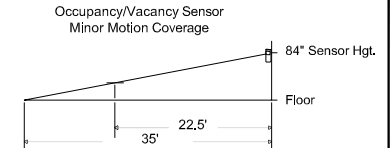
WIRING LEGEND:

- INPUT POWER (NORMAL)
- 2 #12AWG (4 mm²)
- ◆ 0-10V SIGNAL: 2 #18AWG (1.0 mm²)
- ~ 1-WAY RF COMMUNICATION
- ~ 2-WAY RF COMMUNICATION

SYMBOL LEGEND:

- WIRELESS OCCUPANCY SENSOR
- Ⓢ WIRELESS ZONE KEYPAD

CODE COMPLIANCE		
CODE	APPLICABLE	NOTES
IECC 2015	x	
IECC 2018	x	
ASHRAE 2010	x	SWITCHED RECEPTACLES REQUIRED
ASHRAE 2013	x	SWITCHED RECEPTACLES REQUIRED
ASHRAE 2016	x	SWITCHED RECEPTACLES REQUIRED
NYCECC 2016	x	



SENSOR COVERAGE - N.T.S.

**VIVE STANDALONE
CORRIDOR**

LOCATION TBD

**CONCEPT DRAWING
NOT FOR CONSTRUCTION**

Project Number: N/A

Drawn By: RT

Drawing Revision: 6

Drawing Date:

Sheet: 1 OF 1



Lutron Electronics Co., Inc.
7200 Suter Road | Coopersburg, PA 18038 | USA
(610) 282-3800 | fax: (610) 282-1146