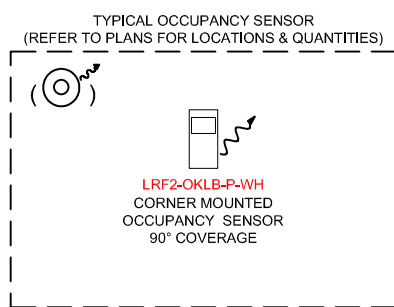
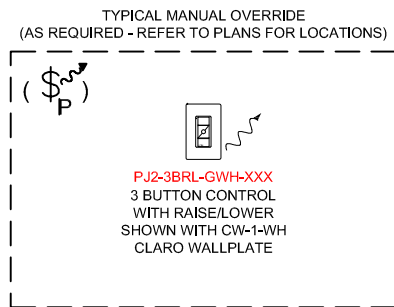
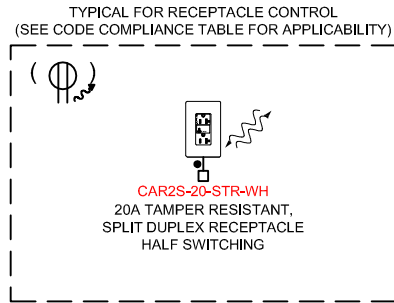
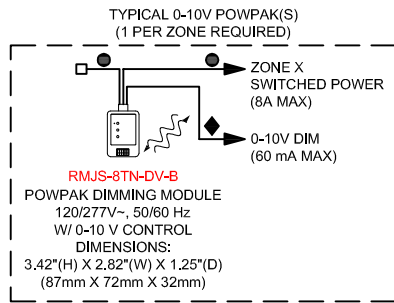


TYPICAL BREAKROOM - 0-10V DIMMING

IECC 2015, IECC 2018, ASHRAE 2010, ASHRAE 2013, ASHRAE 2016, NYCECC 2016



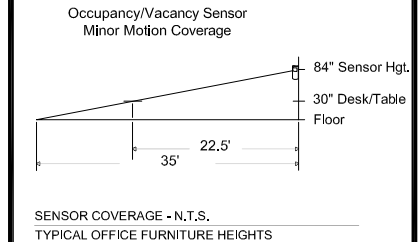
WIRING LEGEND:

- INPUT POWER (NORMAL)
- 2 #12AWG (4 mm²)
- ◆ 0-10V SIGNAL: 2 #18AWG (1.0 mm²)
- ~ 1-WAY RF COMMUNICATION
- ~ 2-WAY RF COMMUNICATION

SYMBOL LEGEND:

- WIRELESS OCCUPANCY SENSOR
- ⊕ WIRELESS RECEPTACLE
- Ⓢ WIRELESS ZONE KEYPAD

CODE COMPLIANCE		
CODE	APPLICABLE	NOTES
IECC 2015	x	
IECC 2018	x	
ASHRAE 2010	x	SWITCHED RECEPTACLES REQUIRED
ASHRAE 2013	x	SWITCHED RECEPTACLES REQUIRED
ASHRAE 2016	x	SWITCHED RECEPTACLES REQUIRED
NYCECC 2016	x	



SEQUENCE OF OPERATIONS:

OCCUPANT ENTERS:

- ALL LIGHTS AUTOMATICALLY TURN ON TO 50% LIGHT LEVEL. OCCUPANT TURNS ON LIGHTS TO MAXIMUM LEVEL MANUALLY. MAXIMUM LIGHT LEVEL IS SET TO 80%.
- CONTROLLED RECEPTACLES AUTOMATICALLY REGAIN POWER WHEN OCCUPANT ENTERS.

WHEN OCCUPIED:

- AUTOMATIC: OVERHEAD LIGHTS DIM/BRIGHTEN BASED ON DAYLIGHT AVAILABILITY.
- MANUAL: OCCUPANT USES WALL DIMMER TO SET DESIRED LIGHT LEVELS FOR ALL LIGHTS.

OCCUPANT EXITS:

- ALL LIGHTS AUTOMATICALLY TURN OFF 15 MINUTES AFTER ALL OCCUPANTS EXIT.
- 50% OF ALL RECEPTACLES AUTOMATICALLY TURN OFF 15 MINUTES AFTER ALL OCCUPANTS EXIT.

SPEC:

WIRELESS NETWORK:

- A. RF FREQUENCY: 434 MHZ; OPERATE IN FCC GOVERNED FREQUENCY SPECTRUM FOR PERIODIC OPERATION; CONTINUOUS TRANSMISSION SPECTRUM IS NOT PERMITTED.
 1. WIRELESS SENSORS, WIRELESS KEYPADS AND WIRELESS LOAD CONTROL DEVICES DO NOT OPERATE IN THE NOISY 2.4 GHZ FREQUENCY BAND WHERE HIGH POTENTIAL FOR RF INTERFERENCE EXISTS.
- B. LOCAL ROOM DEVICES COMMUNICATE DIRECTLY WITH EACH OTHER (AND NOT THROUGH A CENTRAL HUB OR PROCESSOR) TO ENSURE:
 1. RELIABILITY OF SYSTEM PERFORMANCE.
 2. FAST RESPONSE TIME TO EVENTS IN THE SPACE (E.G. BUTTON PRESSES OR SENSOR SIGNALS).
 3. INDEPENDENT OPERATION IN THE EVENT OF THE WIRELESS HUB BEING REMOVED OR DAMAGED.

RECEPTACLES * (SEE CODE COMPLIANCE TABLE FOR APPLICABILITY)

- A. COMMUNICATES VIA RADIO FREQUENCY WITH UP TO TEN COMPATIBLE OCCUPANCY/VACANCY SENSORS AND TEN WIRELESS KEYPADS.
- B. RELAY:
 1. LOAD SWITCHED IN MANNER THAT PREVENTS ARCING AT MECHANICAL CONTACTS WHEN POWER IS APPLIED TO AND REMOVED FROM LOAD CIRCUITS.
 2. RATED FOR SWITCHING OF GENERAL PURPOSE LOADS.
 3. MOTOR RATING OF 0.5 HP AT 120 V FOR 15 A RECEPTACLES, AND 1 HP AT 120 V FOR 20 A RECEPTACLES.

WIRELESS KEYPADS

- A. DOES NOT REQUIRE EXTERNAL POWER PACKS, POWER OR COMMUNICATION WIRING.
- B. ALLOWS FOR EASY REPROGRAMMING WITHOUT REPLACING UNIT.
- C. INCLUDES LED TO INDICATE BUTTON PRESS OR PROGRAMMING MODE STATUS.
- D. MOUNTING:
 1. CAPABLE OF BEING MOUNTED WITH A TABLE STAND OR DIRECTLY TO A WALL UNDER A FACEPLATE, BACKBOX OPTIONAL.
- E. 10 YEAR BATTERY LIFE

**VIVE STANDALONE
BREAKROOM**

LOCATION TBD

**CONCEPT DRAWING
NOT FOR CONSTRUCTION**

Project Number: N/A

Drawn By: RT

Drawing Revision: 6

Drawing Date:

Sheet: 1 OF 1