

GRAFIK Eye® QS Wireless DALI

Customisable preset light, blind, and energy control

LUTRON®

save energy with Lutron™ ®

WHAT IS GRAFIK EYE® QS WIRELESS?

GRAFIK Eye QS Wireless is a powerful, customisable preset lighting control system that allows you to adjust lights and blinds for any task or activity. GRAFIK Eye QS Wireless helps you save energy, as well as meet the aesthetic, functional, or regulatory needs of any project or space.

WHAT'S NEW?

Now incorporating **Lutron's ultra-reliable Clear Connect RF wireless technology**, GRAFIK Eye QS wireless saves you time and costs by eliminating wiring to sensors, blinds and additional GRAFIK Eye QS wireless units.

There are two GRAFIK Eye QS Wireless versions:

- Standard phase control triac version comes in 3, 4, and 6 zone configurations and will directly control incandescent, halogen, and MLV loads (ELV loads require an interface).
- DALI comes in 6, 8, and 16 zone configurations and will only directly control DALI-compliant devices (digital addressable ballasts); and will not have line voltage outputs.

Photography © Nic Lehoux

WHAT ARE THE BENEFITS?

ENERGY SAVING AND ENVIRONMENTALLY FRIENDLY

- Reduce lighting energy use with built-in timeclock, dimming, and occupancy and daylight sensing

EASY TO DESIGN AND INTEGRATE

- Integrates with 3rd party devices for control of AV, HVAC, and other building management systems
- Connects directly to Sivoia® QS blinds, occupancy and daylight sensors, wallstations, and DALI* compliant lighting

FLEXIBLE AND EXPANDABLE

- Easily reconfigure to meet the changing needs of a space
- Add multiple components to grow the capabilities of the system
- Add Quantum® for total light management of an entire building

*only works with GRAFIK Eye QS Wireless DALI

12 KEY FEATURES – TO CONTROL LIGHTS, BLINDS AND SAVE ENERGY

6 Multiple zones

GRAFIK Eye® QS DALI
Control up to 16 individual DALI compliant zones
GRAFIK Eye® QS Phase Control
Control up to 6 zones

5 Backlit zone buttons

Raise or lower each group of lights. LEDs indicate current light level for each zone

4 Control your blinds

Backlit engravable blind control buttons (changeable in the field)

Not actual size, GRAFIK Eye QS Wireless DALI

7 Information display

Easily read energy savings, lighting levels, and time clock information

8 Backlit master override buttons

Temporarily raise and lower light levels of a complete scene

9 RF Transceiver

Allows wireless connectivity to wireless devices

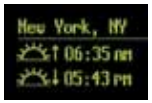

3 Time clock

Provides scheduling to meet energy code requirements. Includes after-hours mode option

2 Infrared remote control

Provides handheld control with a wireless remote

1 Control your lights

Backlit engravable buttons for selecting scenes, with or without blinds. (changeable in the field)

10 WIRED CONNECTIONS TO:

- Occupancy sensors
- RS-232/Ethernet interface
- seeTouch® QS wallstations
- Sivoia® QS wired blinds and curtain tracks
- Contact Closure interface
- QS DMX interface

11 WIRELESS RF CONNECTIONS:

- Radio Powr Savr™ occupancy/vacancy sensors
- Additional GRAFIK Eye QS wireless units
- Pico™ wireless controls
- Sivoia® QS wireless blinds
- NEW Radio Powr Savr daylight sensors

12 DALI* BUS SUPPLY CONNECTIONS TO:

- Direct control of up to 64 digital addressable loads

* Direct control of DALI compliant output devices available on GRAFIK Eye QS wireless for DALI models only

TYPICAL APPLICATION: CONFERENCE ROOM

Sivoia® QS wireless roller blinds

quietly move precision-control blinds at the touch of a button to reduce sun glare and solar heat gain

seeTouch® QS wallstations

adjust lights and blinds to achieve the optimal light level for any task—all at the touch of a button

Pico wireless control

control lights and blinds from anywhere in the space





Radio Powr Savr™ wireless occupancy/vacancy sensor

easy to retrofit and ensures energy savings by turning on lights only when you need them

NEW Radio Powr Savr™ wireless daylight sensor

wireless sensor increases energy savings by automatically adjusting electric light when daylight is sufficient

GRAFIK Eye® QS wireless

monitor, schedule and control of lights and blinds at the touch of a button

RS232/Ethernet interface

integrate with building management systems so you can easily control lights, blinds, video and temperature from one device

KEY COMPONENTS SYSTEM DIAGRAM

GRAFIK Eye® QS Wireless
includes wired and wireless connections to control lights, blinds, and energy automatically or with the touch of a button



GRAFIK Eye QS Wireless DALI

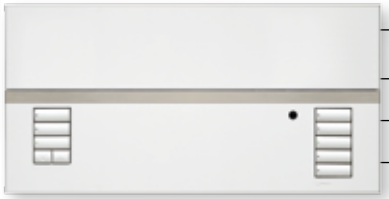

GRAFIK Eye QS Wireless Phase Control

incandescent loads
halogen loads
electronic low-voltage loads
phase-adaptive power module

DALI bus

Wireless RF communication

Pico™ wireless controls
table top or wall-mount available to control lights and blinds from anywhere in the space

Radio Powr Savr™ wireless occupancy sensor
automatically turns lights on and off based on room occupancy

NEW Radio Powr Savr™ wireless daylight sensor
adjusts electric light levels in response to the amount of available daylight

QS link

QS DMX interface
provides integration with LEDs and theatrical equipment

seeTouch® QS keypads
control lights and blinds at the touch of a button

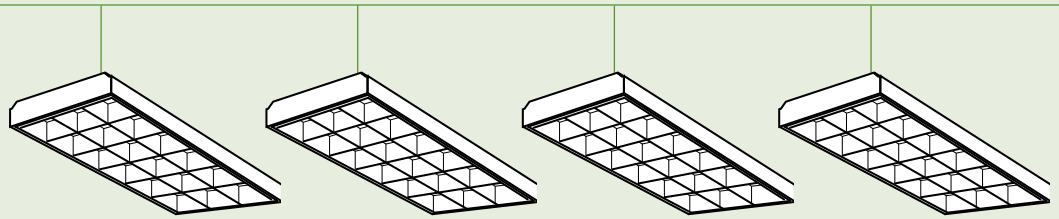

DALI compliant output devices

digital addressable loads work individually or as part of a group to manage electric light

* Digital addressable ballasts and drivers provide independent control of each fixture and the ability to re-configure zones without rewiring.

Up to 64 digital addressable loads

Contact Closure interface
provides integration with third-party equipment requiring contact closure input/ output

RS-232/Ethernet interface
allows for seamless integration with A/V, HVAC and building management systems

QS Smart Panel Power Supply

Sivoia® QS wired and wireless blinds
reduces glare and solar heat gain for increased comfort, productivity, and energy savings, while preserving exterior views

Quantum®
provides total light management of an entire building

Additional QS devices

other systems

Touch Panel Control

HVAC Equipment

A/V Equipment

ORDERING INFORMATION

STANDARD DALI CONTROL UNITS, DIGITAL ADDRESSABLE LOADS, 220-240 V, 868 MHZ

QSGRK-6D-WH	Control unit, 6 lighting zones, matte white, 0 blind zones
QSGRK-6D-TWH	Control unit, 6 lighting zones, matte white, translucent top, 0 blind zones
QSGRK-8D-WH	Control unit, 8 lighting zones, matte white, 0 blind zones
QSGRK-8D-TWH	Control unit, 8 lighting zones, matte white, translucent top, 0 blind zones
QSGRK-16D-WH	Control unit, 16 lighting zones, matte white, 0 blind zones
QSGRK-16D-TWH	Control unit, 16 lighting zones, matte white, translucent top, 0 blind zones
SGRK-6D-1WH	Control unit, 6 lighting zones, matte white, 1 blind zone
QSGRK-6D-1TWH	Control unit, 6 lighting zones, matte white, translucent top, 1 blind zone
QSGRK-8D-1WH	Control unit, 8 lighting zones, matte white, 1 blind zone
QSGRK-8D-1TWH	Control unit, 8 lighting zones, matte white, translucent top, 1 blind zone
QSGRK-16D-1WH	Control unit, 16 lighting zones, matte white, 1 blind zone
QSGRK-16D-1TWH	Control unit, 16 lighting zones, matte white, translucent top, 1 blind zone

NOTE

Non-standard GRAFIK Eye® QS units are also available in wired versions, additional colour options and/or 2 or 3 blind zones.

STANDARD PHASE CONTROL UNITS, 230 V, 868 MHZ

QSGRK-3PCE-WH	Control unit, 3 lighting zones, matte white, 0 blind zones, 500 W/channel, 1500 W total
QSGRK-3PCE-TWH	Control unit, 3 lighting zones, matte white, translucent top, 0 blind zones, 500 W/channel, 1500 W total
QSGRK-4PCE-WH	Control unit, 4 lighting zones, matte white, 0 blind zones, 500 W/channel, 2000 W total
QSGRK-4PCE-TWH	Control unit, 4 lighting zones, matte white, translucent top, 0 blind zones, 500 W/channel, 2000 W total
QSGRK-6PCE-WH	Control unit, 6 lighting zones, matte white, 0 blind zones, 500 W/channel, 2300 W total
QSGRK-6PCE-TWH	Control unit, 6 lighting zones, matte white, translucent top, 0 blind zones, 500 W/channel, 2300 W total
QSGRK-3PCE-1WH	Control unit, 3 lighting zones, matte white, 1 blind zone, 500 W/channel, 1500 W total
QSGRK-3PCE-1TWH	Control unit, 3 lighting zones, matte white, translucent top, 1 blind zone, 500 W/channel, 1500 W total
QSGRK-4PCE-1WH	Control unit, 4 lighting zones, matte white, 1 blind zone, 500 W/channel, 2000 W total
QSGRK-4PCE-1TWH	Control unit, 4 lighting zones, matte white, translucent top, 1 blind zone, 500 W/channel, 2000 W total
QSGRK-6PCE-1WH	Control unit, 6 lighting zones, matte white, 1 blind zone, 500 W/channel, 2300 W total
QSGRK-6PCE-1TWH	Control unit, 6 lighting zones, matte white, translucent top, 1 blind zone, 500 W/channel, 2300 W total

LUTRON®

FREEPHONE (UK): 0800 282 107 | Customer Service: +44 (0)20 7702 0657
Technical Support: +44 (0)20 7680 4481 | www.lutron.com/europe | lutronlondon@lutron.com
© 09/2011 Lutron Electronics Co., Inc. | P/N 367-1625/EA

save energy with Lutron™ ®