

GRX-4M-GC AC Motor Group Controller

Description

- For use with GRAFIK Eye 3500 and 4500 Series Control Units.
- 4-channel AC motor controller that integrates seamlessly with GRAFIK Eye 3000 and 4000 lighting control systems. Wires directly into GRAFIK Eye communication link with no external interfaces.
- Provides capability to incorporate AC motorized window treatments or projection screens into lighting scenes.
- Can control AC motorized window treatments independently of lighting scenes.
- Provides dry contact closure inputs for control by low voltage, dry contact closure devices, such as RadioTouch controllers (RTA-RX-F-SC or RTA-RX-F-SC-347), keypads, and building management systems.
- Up to 8 Group Controllers may be connected to the GRAFIK Eye control link. These units are in addition to the 8 control units and 16 accessory controls that may be connected on the link.



Job Name:	Model Numbers:
Job Number:	

Specifications

Regulatory Approvals

- For commercial use, Class A only.
- UL[®] Listed
- CSA certified

Power

- 110-127 V[~], 50-60 Hz.
- 20A total input current.

Channel Capacity

- 5 A, ¼ HP motor load per channel at 120 V[~].
- Do not wire motors in parallel.

Key Design Features

- Wires directly into the GRAFIK Eye control link. No interfaces required.
- Provides Open, Close, and Stop terminals for contact closure inputs.
- Accepts either momentary or maintained contact closure inputs, configurable by a DIP switch.
- Select which motor lead is up and down by setting a switch, without rewiring.
- Stop function may also be accomplished by applying Open and Close inputs simultaneously.
- Provides local override buttons that activate motor outputs to test the system.
- Provides LED indication of last position of AC window treatments (Open, Close, Stop).
- Metal enclosure provides separate wiring compartments for line voltage and low voltage.

Physical Design

- Wall mounted. Indoor use only.
- Weight: 6.7 lbs.

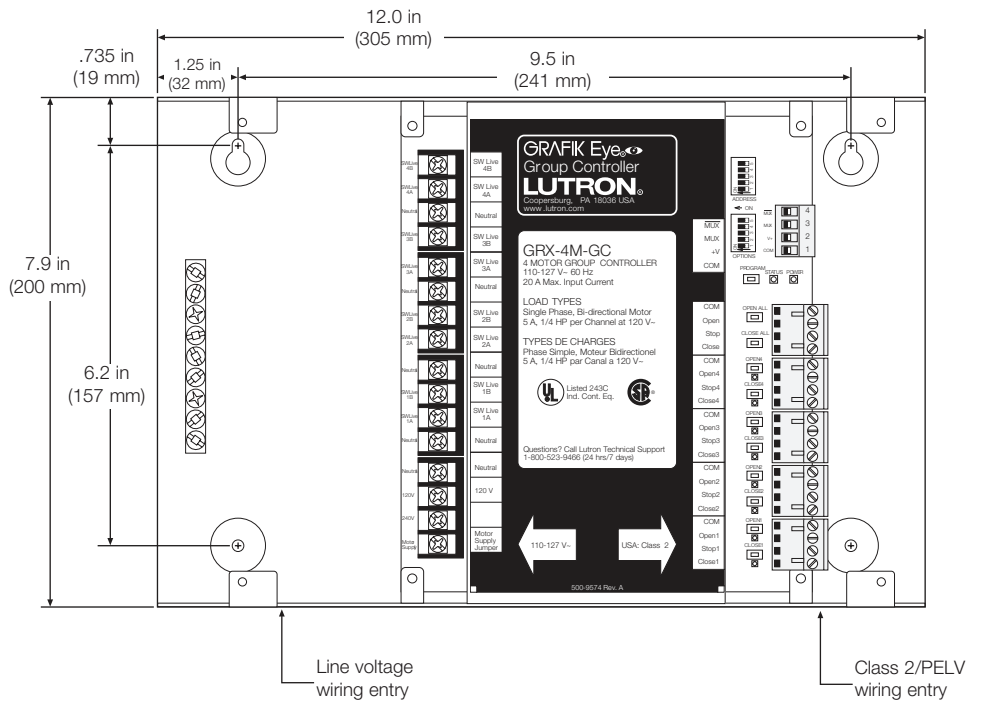
Environment

- 32 °F (0 °C) to 104 °F (40 °C) operating temperature range.
- Less than 90% relative humidity, non-condensing

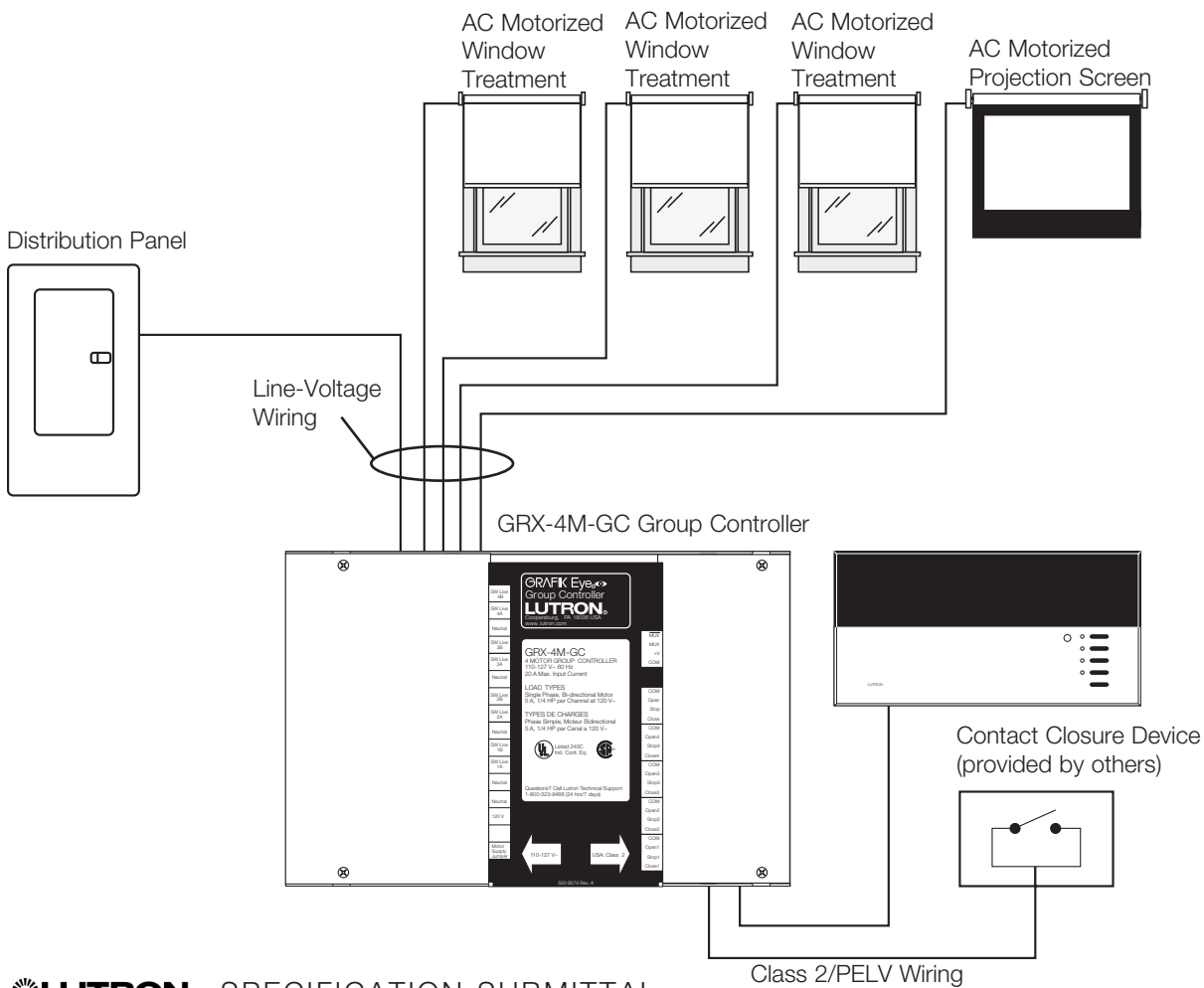
Job Name:	Model Numbers:
Job Number:	

Dimensions and Mounting

- Mount only where ambient temperature is between 32 °F (0 °C) and 104 °F (40 °C).
- Allow 4.5 in (114 mm) between Group Controllers.
- The Group Controller’s relays will click in normal use. Mount where this is acceptable.
- Mount unit in a location that is accessible to allow for system programming and setup.

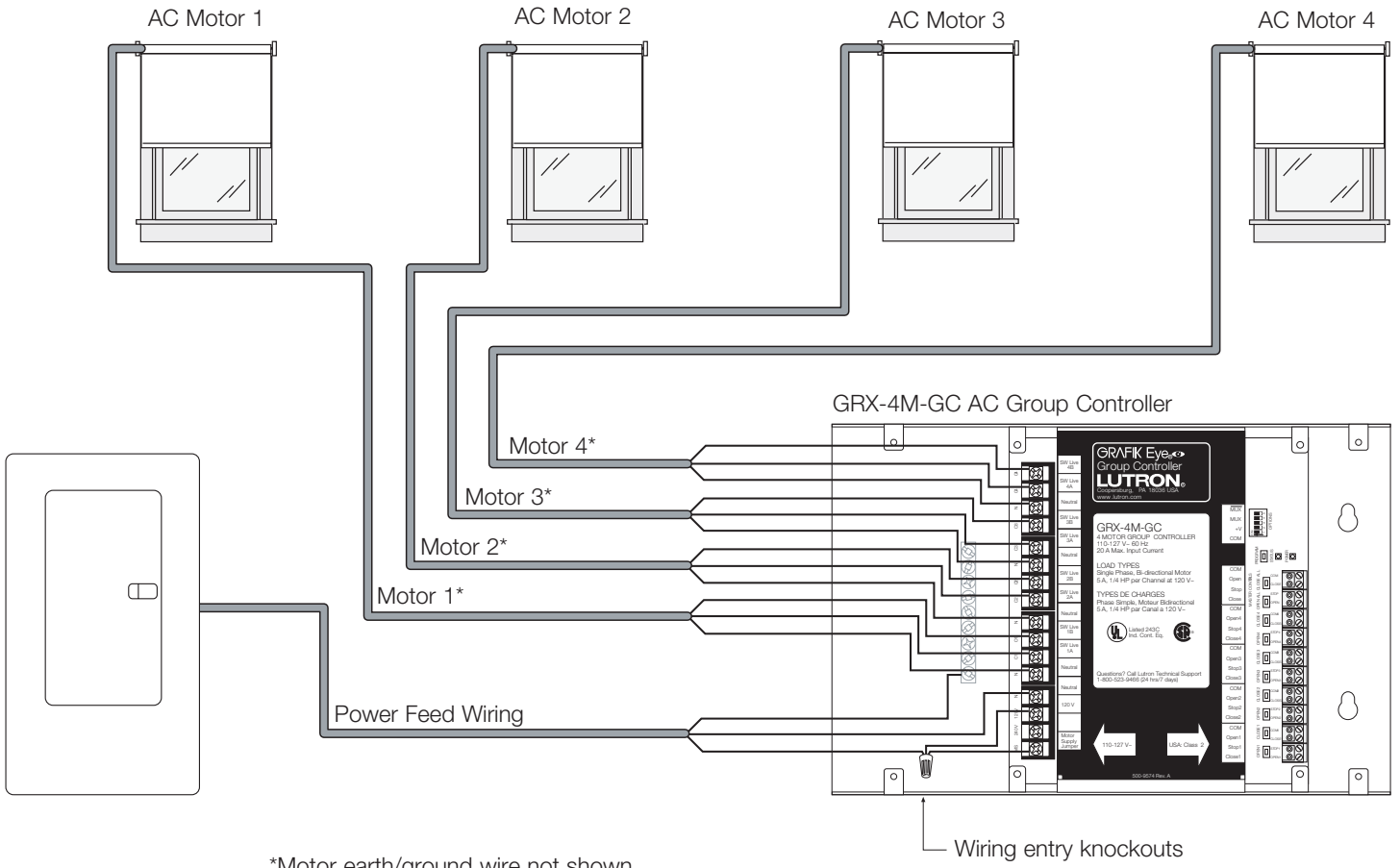


System Diagram



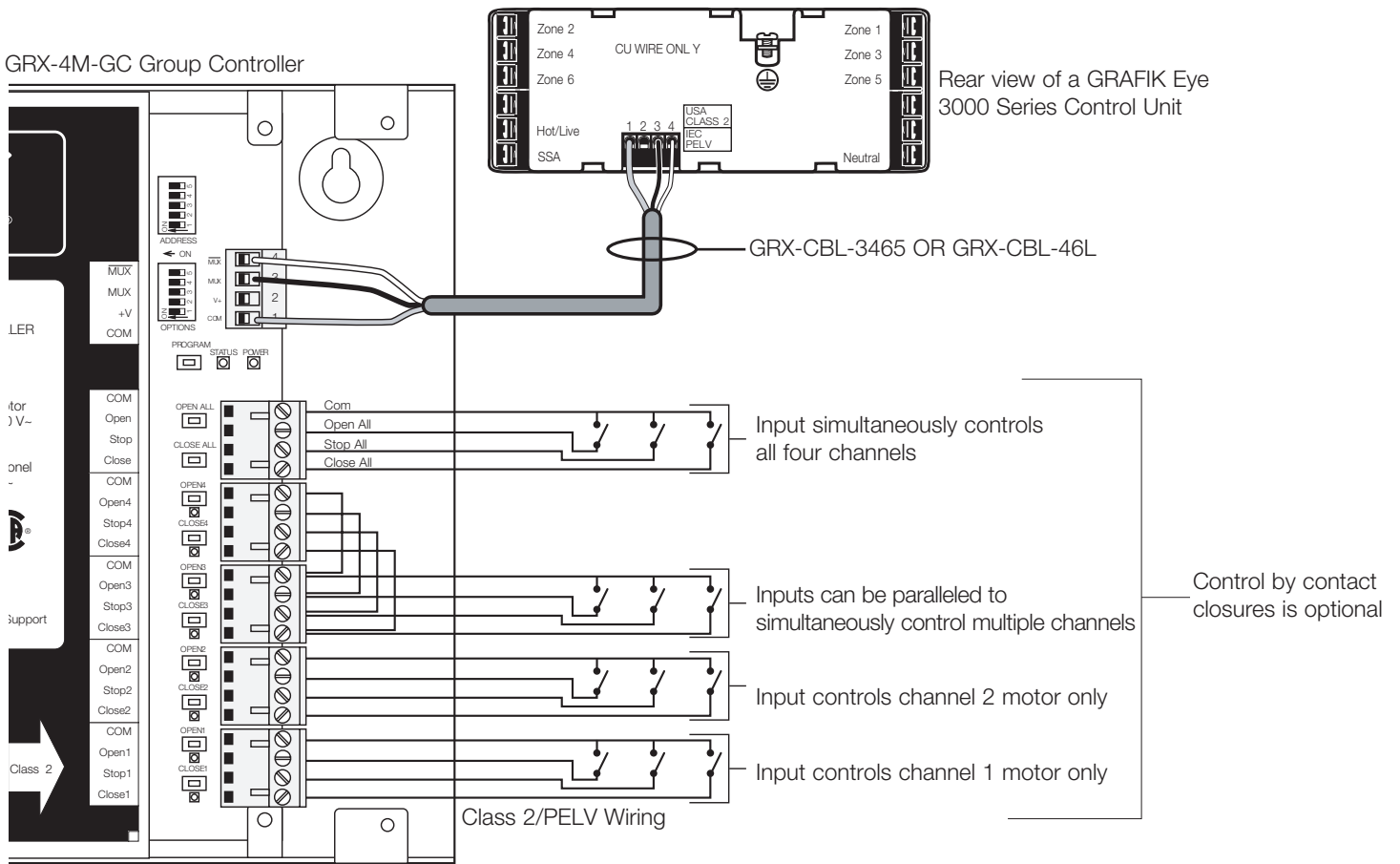
Job Name:	Model Numbers:
Job Number:	

Line Voltage Wiring



Job Name:	Model Numbers:
Job Number:	

Low Voltage Class 2 Control Wiring



Wiring to GRAFIK Eye

Group Controller Pin	GRAFIK Eye Pin
1	1
2	N/C
3	3
4	4

Lutron, Lutron, RadioTouch, and GRAFIK Eye are trademarks of Lutron Electronics Co., Inc. registered in the U.S. and other countries.

Job Name:	Model Numbers:
Job Number:	