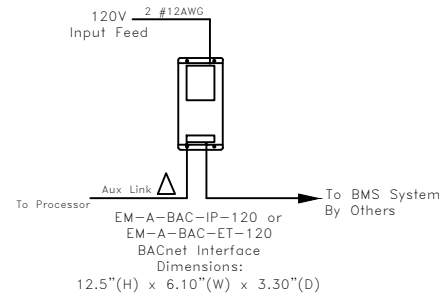
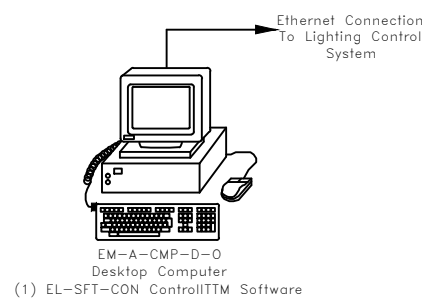


Grafik-7000.slb

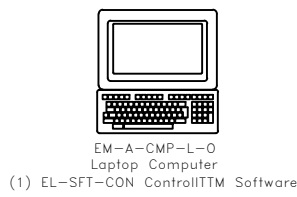
BACnet INTERFACE



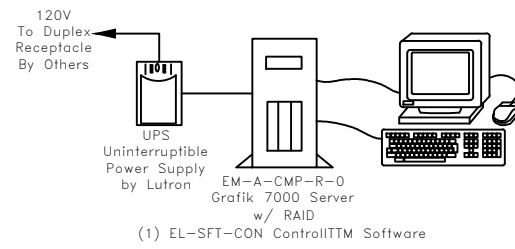
EM-A-CMP-D-0



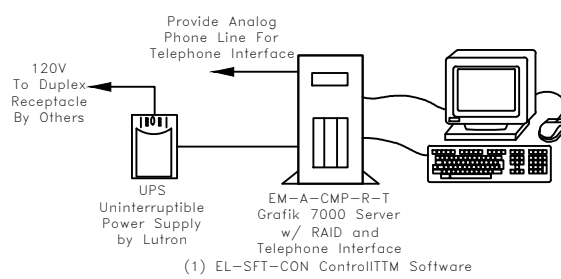
EM-A-CMP-L-0



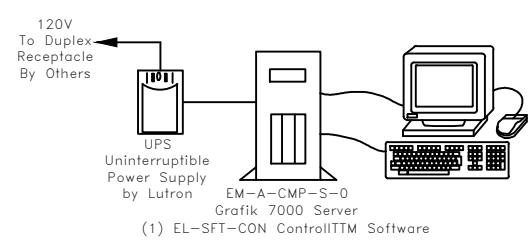
EM-A-CMP-R-0



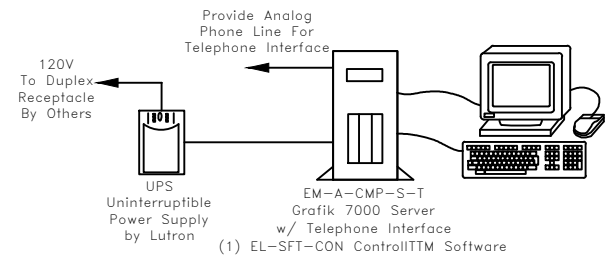
EM-A-CMP-R-T



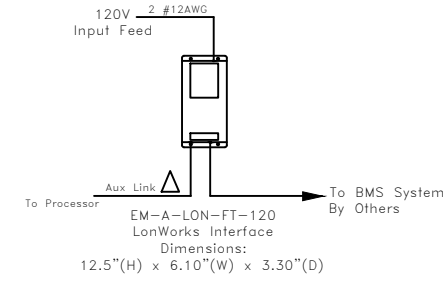
EM-A-CMP-S-0



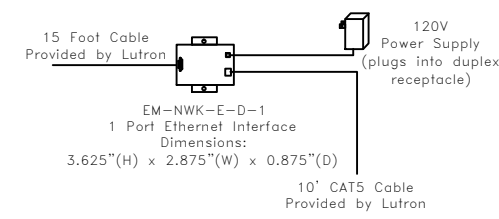
EM-A-CMP-S-T



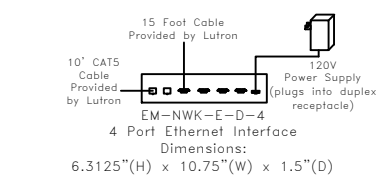
LONWORKS INTERFACE



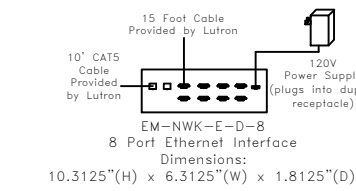
EM-NWK-E-D-1



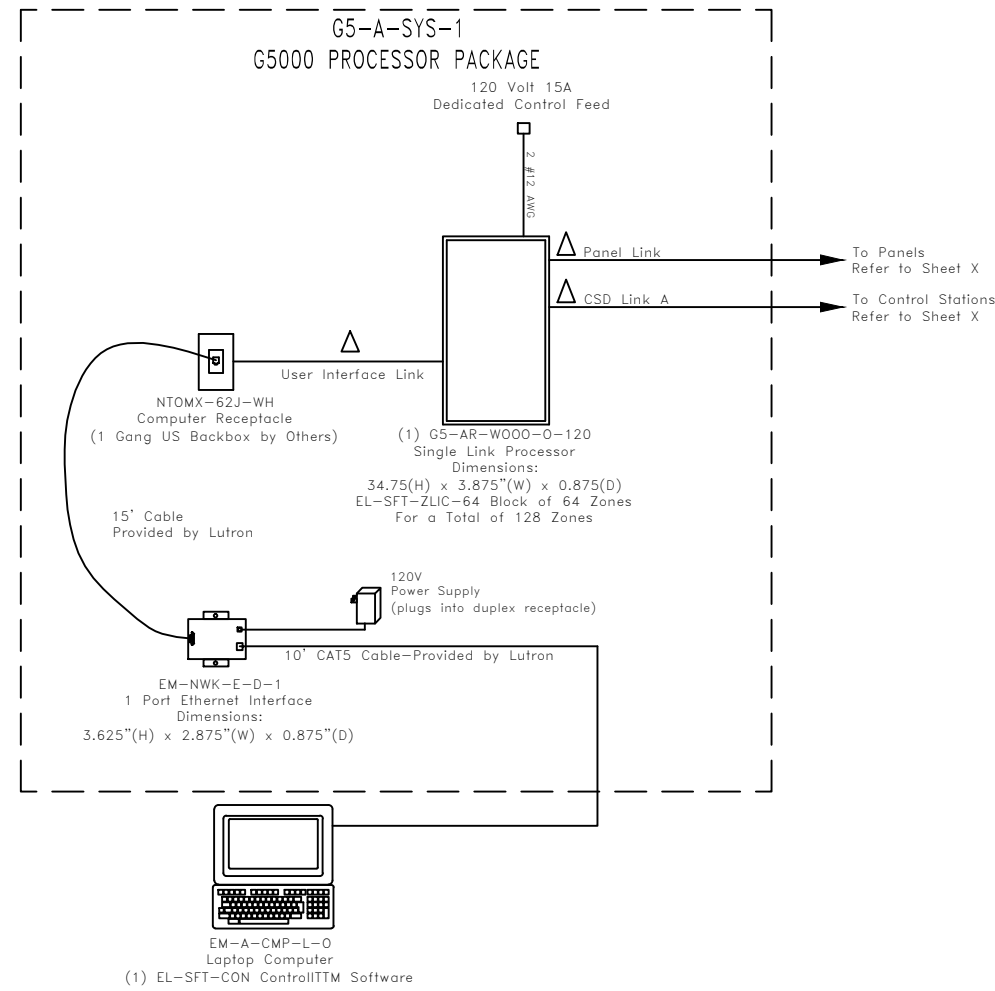
EM-NWK-E-D-4



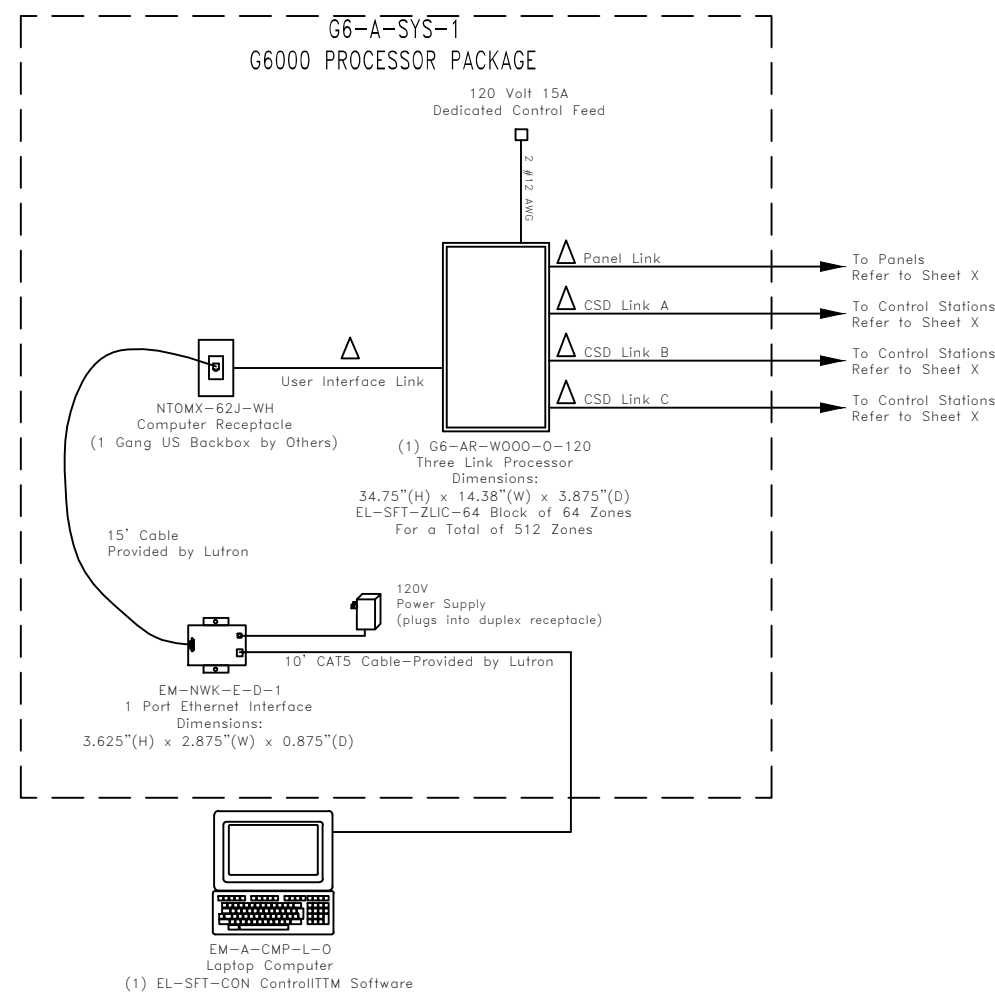
EM-NWK-E-D-8



G5-A-SYS-1



G6-A-SYS-1



NOTE_7K DAISY CHAIN WIRING

WALLSTATIONS AND POWER PANELS DO NOT HAVE TO BE WIRED IN THE ORDER SHOWN AS LONG AS THE DAISY CHAIN WIRING LINK IS MAINTAINED. IF A WALLSTATION IS TO BE MOVED ONTO ANOTHER CSD LINK LUTRON MUST BE NOTIFIED.

ETHERNET WIRING NOTE

▲ Ethernet Category 5 (or better) Cable provided by others.

G7000 ETHERNET ENVIRONMENT

Dedicated Lighting Control Ethernet Network Environment (By Others)

One or more RJ45 jacks are provided to connect a standard Ethernet Category 5 or better cable to an Ethernet 10BaseT or 100BaseT port on a hub, switch, or router. Symbols shown for Ethernet networking represent a network designed and installed by others. These symbols describe the presence of one or more pieces of network equipment - they do not describe a particular type or instance of networking equipment (e.g. switch, hub, router, firewall, etc.). Network must support UDP broadcasting and IP multicasting among Lutron devices across the entire project. All Ethernet cable, hubs, switches, routers, etc. are provided by others.

GRAFIK 7000 Processors
Maximum 32 GRAFIK 7000 Processors per system.
Each processor and PC requires an individual static IP address.

G7000-ONELINE

Dedicated Lighting Control Ethernet Network Environment (By Others)

One or more RJ45 jacks are provided to connect a standard Ethernet Category 5 or better cable to an Ethernet 10BaseT or 100BaseT port on a hub, switch, or router. Symbols shown for Ethernet networking represent a network designed and installed by others. These symbols describe the presence of one or more pieces of network equipment - they do not describe a particular type or instance of networking equipment (e.g. switch, hub, router, firewall, etc.). Network must support UDP broadcasting and IP multicasting among Lutron devices across the entire project. All Ethernet cable, hubs, switches, routers, etc. are provided by others.

GRAFIK 7000 Processors
Maximum 32 GRAFIK 7000 Processors per system.
Each processor and PC requires an individual static IP address.

