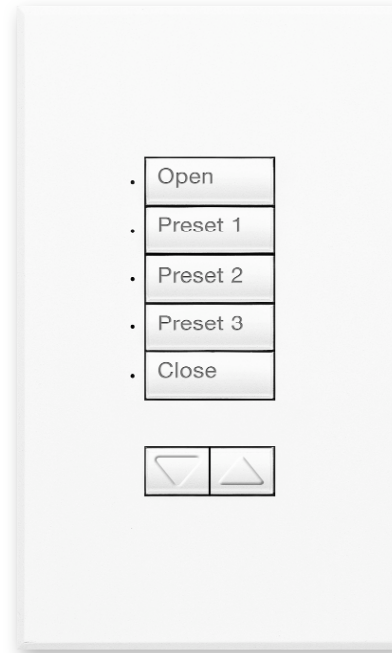


SVQ Keypads

Sivoia QED EDU's can be controlled individually or in groups using the SVQ series of low voltage keypads. The keypads are seeTouch™ style controls which feature large easy-to-use buttons, plus a unique backlighting option for easy readability any time of the day or night. Powered directly by the EDU, the keypads do not require connection to an external powersource.

In addition to directly operating the shades by selecting the open, close or a preset button, SVQ keypads are able to electronically set and reconfigure shade open and close limits, shade preset positions, system groups, and system subgroups without rewiring and without access to the Electronic Drive Unit.



QED SVQ – 5WRL

Specifications

Finish:

- Keypads are provided with standard button engraving. Custom engraving can be provided on request.
- Product color matches NEMA standard WD1, Section 2, and the maximum color deviation from this standard does not exceed $\Delta E=1$, CIE L*a*b color space units.
- Visible parts exhibit ultraviolet color stability when tested with multiple actinic light sources as defined in ASTM D4674-89.
- Keypad(s) have removable button assemblies that can be replaced in the field to change colors, button configurations, and engraving.

Operation:

- Provide an immediate local LED response upon button activation to indicate that a system command has been sent from the keypad.
- Capable of simultaneously controlling one or more shades, up to the maximum number of shades in the system.
- Backlight for viewing in dark environments (green LED color).

Mounting:

- Mount in standard U.S. backboxes in either single-gang or multi-gang installations.
- Wallplates attach to the keypads using no visible means of attachment.

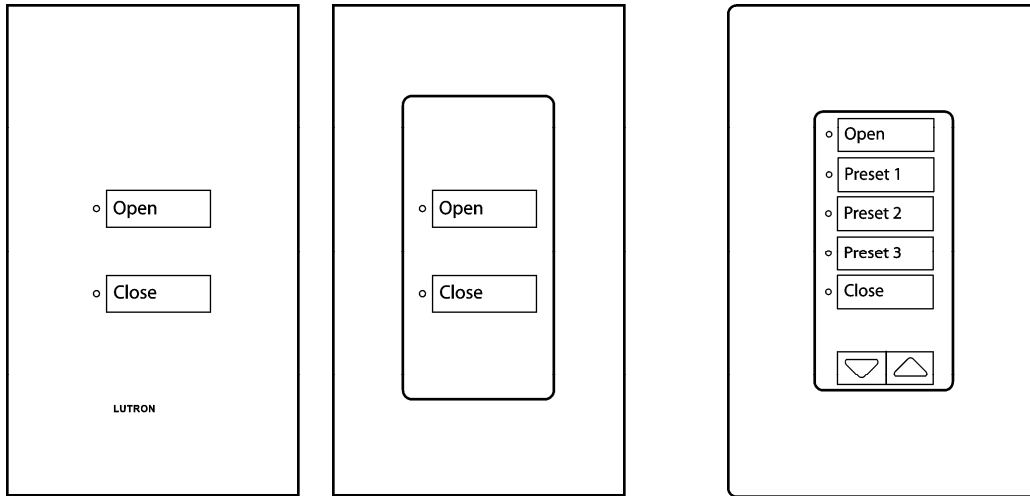
Electrical:

- Input voltage 12-15 v DC
- ESD protection +/- 15kV
- Miswire protection:
100% protected from miswires up to 50 V RMS
- Connections: terminal blocks
- Environment: 0°–40° C

Job Name: Job Number:	Model Numbers:
--	-----------------------

Options

QED keypads are available with seeTouch™ buttons in Architectural and Designer styles



Architectural Keypad Features

- Beveled edges and squared off corners on a clean screwless plate.
- Available in insert and non-insert models
- Matte and Metal finishes including:

Matte finish with matching buttons:
White (WH), Beige (BE), Ivory (IV), Grey (GR),
Taupe (TP), Brown (BR), Black (BL)

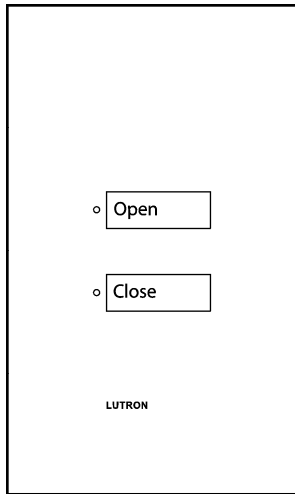
Metal finish with black buttons:
Satin Brass, Bright Brass, Bright Chrome,
Antique Brass, Antique Bronze, Satin Chrome,
Satin Nickel, Bright Nickel, Clear Anodized Aluminum,
Brass Anodized Aluminum

Designer Keypad Features

- Soft, rounded corners
- All models use standard decorator opening (available in insert model only)
- Gloss and Satin finishes including:
Gloss finish: White (WH), Light Almond (LA),
Almond (AL), Ivory (IV), Grey (GR), Brown (BR),
Black (BL)
Satin Colors Matte finish: Snow (SW),
Eggshell (ES), Biscuit (BI), Limestone (LS),
Stone (ST), Taupe (TP), Desert Stone (DS),
Ocher (OC), Blue Mist (BT) Terra Cotta (TC),
Hot (HT), Midnight (MN)

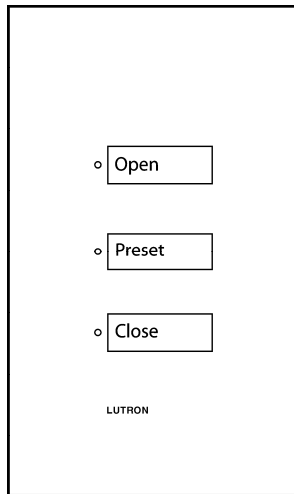
Job Name:	Model Numbers:
Job Number:	

Available Keypad Configurations



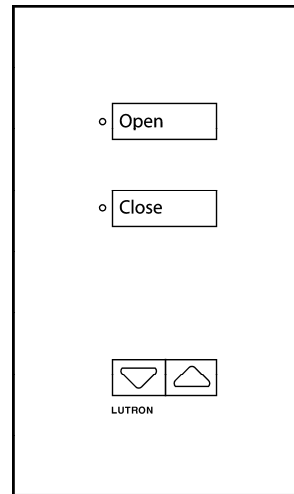
SVQ-2W

Two button keypad



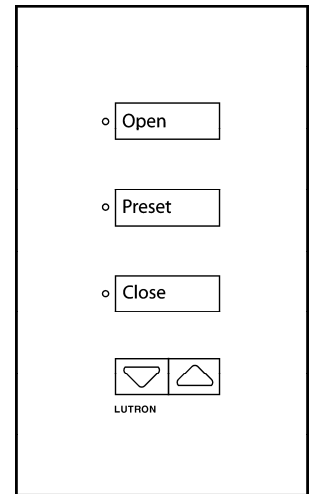
SVQ-3W

Three button keypad



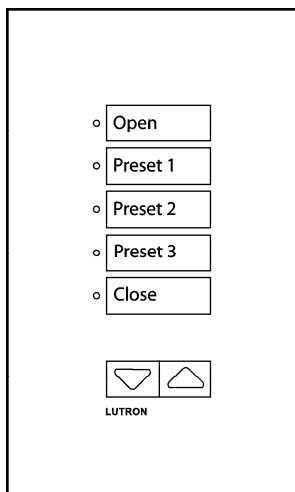
SVQ-2WRL

Two button keypad
with raise/lower



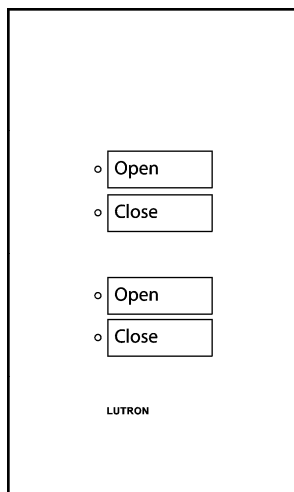
SVQ-3WRL

Three button keypad
with raise/lower



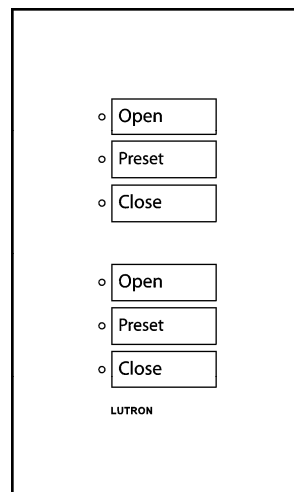
SVQ-5WRL

Five button keypad
with raise/lower



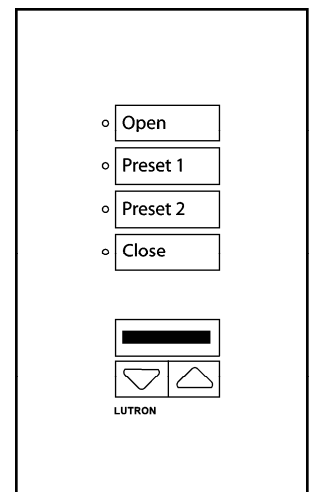
SVQ-2WD

Four button keypad for
dual mount or two group
applications



SVQ-3WD

Six button keypad for
dual mount or two group
applications



SVQ-4WRL-IR

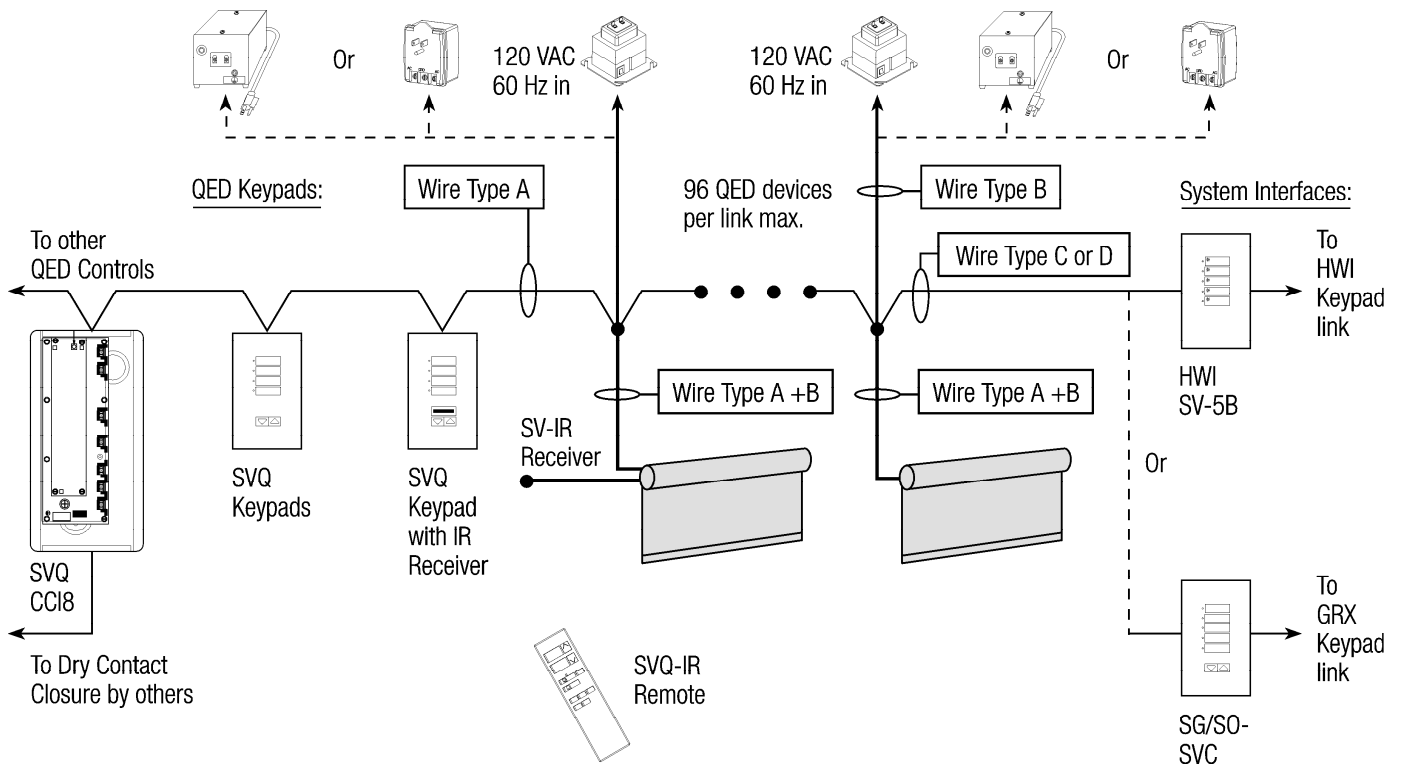
Four button keypad
with raise/lower and
infrared reception

Wallplate ordering:

- Single-gang wallplates are shipped standard with all controls.
- Multi-gang wallplates are available for all controls.
- Contact customer service for lead time and ordering information.
- Allow additional lead time for non-insert multi-gang wallplates.

<p>Job Name:</p> <p>Job Number:</p>	<p>Model Numbers:</p>
---	------------------------------

QED System Wiring: Distributed Transformers



Wiring Type Key

Type A

Communications Link: 4 Conductor #18AWG (twisted and shielded)
 Maximum comm. link - 1000 feet
 Maximum Wire Length - EDU to EDU - 500 feet
 Maximum total communication link - 4000 feet

Type B

Power Supply: 3 Conductor #16-20AWG
 Maximum Wire Length - Transformer to EDU
 #16AWG - 200 feet
 #18AWG - 150 feet
 #20AWG - 100 feet

Type C

SVQ-CBL-250 (A and B combined)
 7 Conductors:
 2 #16AWG Power Supply (red, red/white)
 1 #18AWG Earth Ground (green/yellow)
 4 #18AWG Comm. link (blue, yellow, violet, gray, twisted and shielded)

Type D

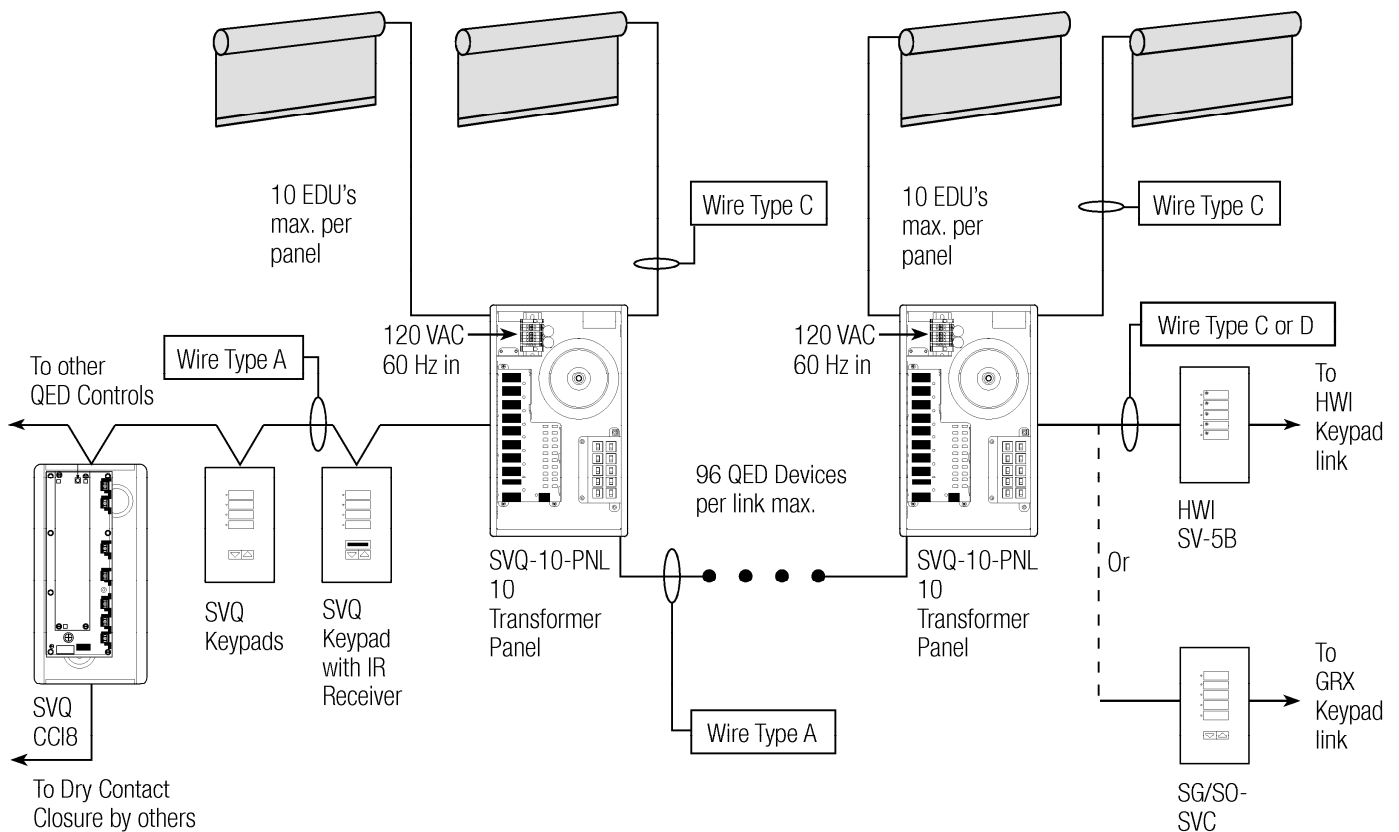
5 Conductors:
 3 #18AWG (twisted and shielded) for communication
 2 #18AWG for power

Notes:

- If the number of keypads exceeds the number of EDU's, external keypad power supplies are required
- The QED link supports a total of 96 devices including: EDU's, keypads, and interfaces

Job Name:	Model Numbers:
Job Number:	

QED System Wiring: Transformer Panels



Wiring Type Key

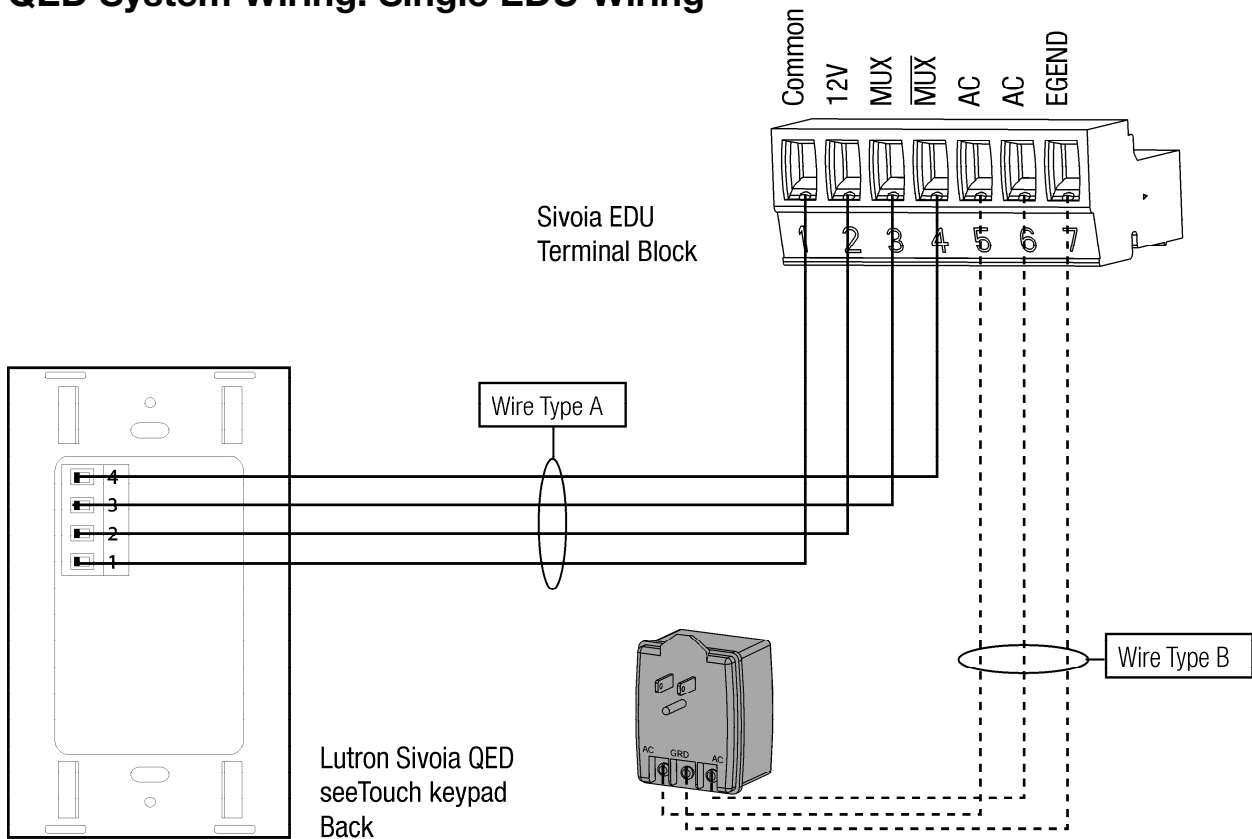
- Type A**
 - Communications Link: 4 Conductor #18AWG (twisted and shielded)
 - Maximum comm. link - 4000 feet
 - Maximum Wire Length - Transformer to EDU
 - #16AWG - 200 feet, #18AWG - 150 feet, #20AWG - 100 feet
- Type B**
 - Power Supply: 3 Conductor #16-20AWG
 - Maximum Wire Length - EDU to Panel
 - #16AWG - 200 feet, #18AWG - 150 feet, #20AWG - 100 feet
- Type C**
 - SVQ-CBL-250 (A and B combined)
 - 7 Conductors:
 - 2 #16AWG Power Supply (red, red/white)
 - 1 #18AWG Earth Ground (green/yellow)
 - 4 #18AWG Comm. link (blue, yellow, violet, gray, twisted and shielded)
 - Maximum Wire Length - EDU to Power Panel - 200 feet
 - 1 keypad to Power Panel - 1000 feet, 2 keypads to Power Panel - 500 feet
 - 3 keypads to Power Panel - 300 feet, 4 keypads to Power Panel - 200 feet
- Type D**
 - 5 Conductors:
 - 3 #18AWG for communication
 - 2 #18AWG for power

Notes:

- If Sivoia QED cable is used for keypad wiring, some conductors will be unused.

Job Name:	Model Numbers:
Job Number:	

QED System Wiring: Single EDU Wiring



Wiring Type Key

Type A

Communications Link: 4 Conductor #18AWG (twisted and shielded)
 Maximum Wire Length - EDU to EDU
 #16AWG - 200 feet, #18AWG - 150 feet, #20AWG - 100 feet
 Maximum comm. link - 4000 feet

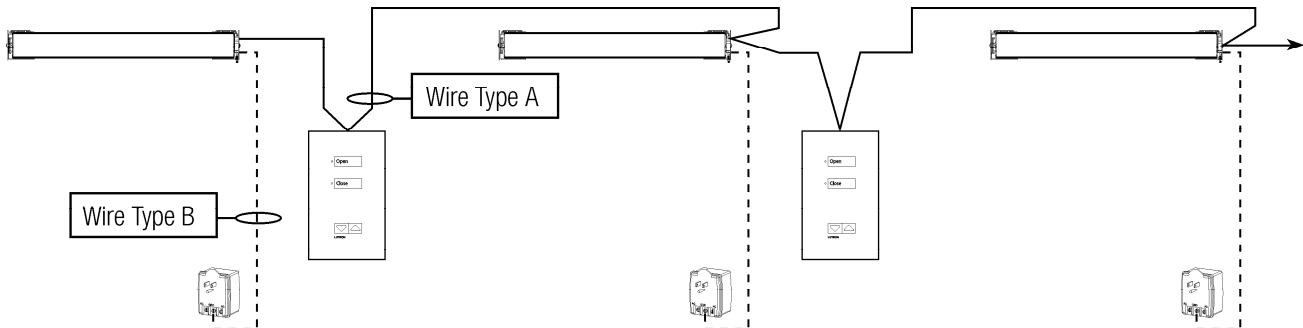
Type B

Power Supply: 3 Conductor #16-20AWG
 Maximum Wire Length - Transformer to EDU
 #16AWG - 200 feet, #18AWG - 150 feet, #20AWG - 100 feet

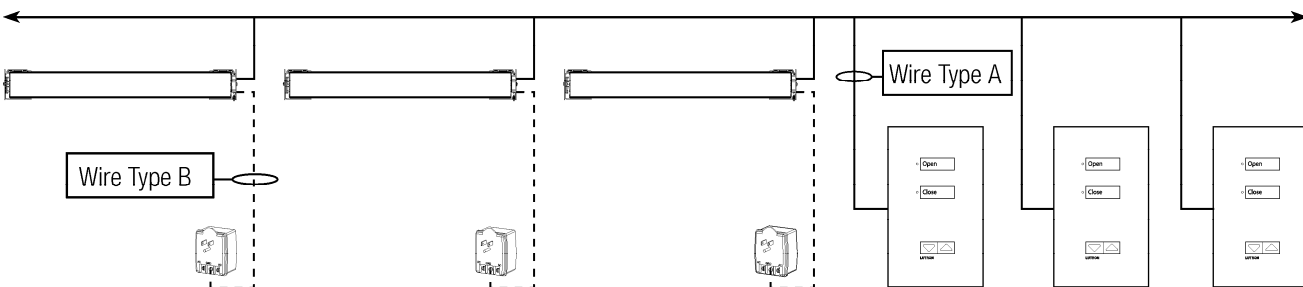
Job Name:	Model Numbers:
Job Number:	

Control Wiring Using Individual Transformers

For larger systems, distribute keypads evenly on one link
- maximum one keypad between EDUs.



Up to four keypads and 400 total feet of communications wire,
no requirement for even distribution.



Wiring Type Key

Type A

Communications Link: 4 Conductor #18AWG (twisted and shielded)
Maximum Wire Length - EDU to EDU
#16AWG - 200 feet, #18AWG - 150 feet, #20AWG - 100 feet
Maximum comm. link - 4000 feet

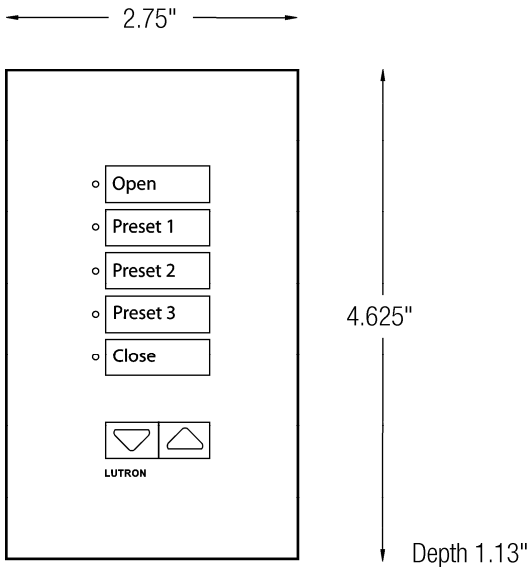
Type B

Power Supply: 3 Conductor #16-20AWG
Maximum Wire Length - Transformer to EDU
#16AWG - 200 feet, #18AWG - 150 feet, #20AWG - 100 feet

Job Name:	Model Numbers:
Job Number:	

Dimensions

SVQ-5WRL



SVQ-5WRL seeTouch™ Keypad

Job Name:	Model Numbers:
Job Number:	

Worldwide Technical and Sales Assistance

Lutron Shading Solutions by VIMCO
11520 Sun Shade Lane
Ashland, VA 23005

www.lutron.com

www.vimco.com

customer service: 1.800.446.1503

fax: 1.804.752.3366

24/7 tech support: 1.800.523.9466

email: shadinginfo@lutron.com

Limited Warranty

Lutron Shading Solutions by VIMCO offers an 8-year limited warranty for our shading systems. Please contact customer service or visit our website for a complete warranty statement.

Lutron Shading Solutions by VIMCO reserves the right to make improvements or changes to these products without prior notice. Although every attempt is made to ensure that this information is accurate and up to date, please check with Lutron Shading Solutions by VIMCO to confirm product availability, latest specifications, and suitability for your application.

These products may be covered by one or more of the following US patents:

4,803,380; 4,835,343; 4,924,349; 5,180,886; 5,671,387; 5,848,634;

6,100,659; 6,313,588; 6,346,781; 6,497,267; D310,349; D370,663;

D391,924; D422,567; D436,930; D453,742; D456,783; D461,782;

D462,332; D465,460; D465,770; D466,090; D466,091; D466,484;

D475,024; D475,025; and corresponding foreign patents. US and foreign patents pending.

Job Name:	Model Numbers:
Job Number:	