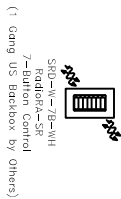


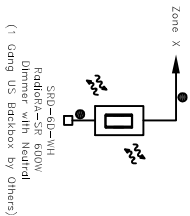
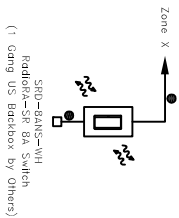
- WARNING SYMBOLS**
- 2 #12AWG (2.5 mm²)
 - 120V Input Power

All dimming ballasts to be Lutron EcoSystem, HI-Lume or Eco-10 type.
 E.E. to confirm all circuiting requirements.
 Architect to verify quantity, location & finish of all controls.
 All faceplates, dimmers, switches, receptacles & cable/phone jacks to be Lutron Claro.
 Lutron Field Service commissioning included in all systems includes on year control programming. The electrician will be required to install control Lutron (800-523-9466) to set up visit with 10 days notice.

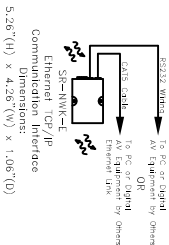
KEYPADS



ZONE CONTROLS



SYSTEM ENHANCEMENTS



**CONCEPT DRAWING
 NOT FOR CONSTRUCTION**

RadioRA-SR Typical

Project Number:	X
Drawn By:	X
Drawing Revision:	X
Drawing Date:	X
Sheet:	X



Lutron Electronics Co., Inc.
 7200 Silver Road | Coopersburg, PA 18038 | USA
 (610) 282-3800 | fax: (610) 282-1146