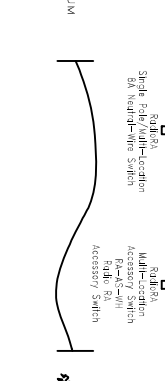
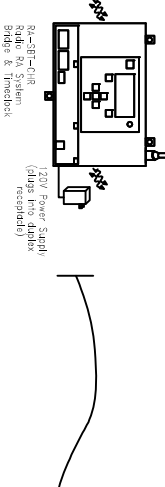

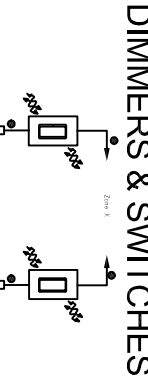
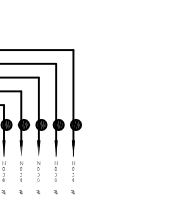
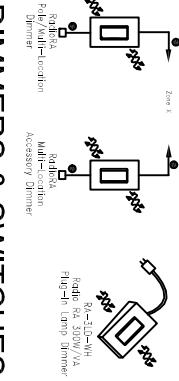
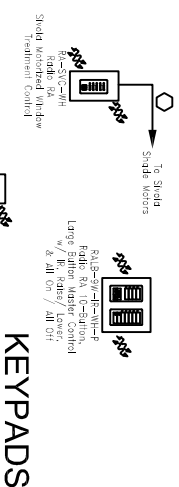
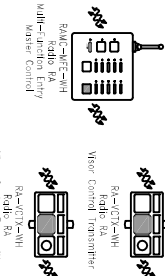
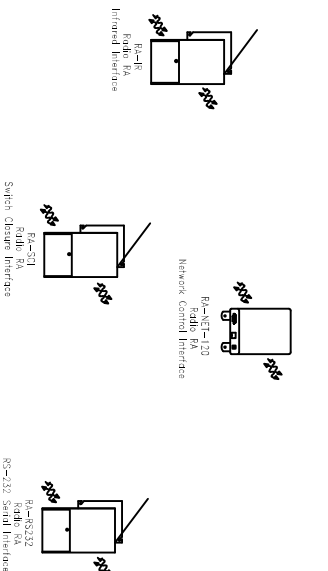


All dimming ballasts to be Lutron EcoSystem, HI-Lume or Eco-10 Type.
 E.E. to confirm all circuiting requirements.
 Architect to verify quantity, location & finish of all controls.
 All faceplates, dimmers, switches, receptacles & cable/phone jacks to be Lutron Claro.
 Lutron Field Service commissioning included in all electrical packages & separate packages for quantity. The electrical contractor must contact Lutron (800-523-9465) to set up visit with 10 days notice.

- WIRING SYMBOLS**
- 2 #12AWG (2.5 mm²)
 - 3 #12AWG (2.9 mm²)
 - 120V Input Power
 - Shielded Link requires Lutron cable SWO-CBL-250 or 2 #6(Power)-1 #18 (Co-d) Plus 4 #18 Twisted and Shielded.



OTHER SYSTEM ACCESSORIES



RadioRA Typical

**CONCEPT DRAWING
 NOT FOR CONSTRUCTION**

Project Number:	X
Drawn By:	X
Drawing Revision:	X
Drawing Date:	X
Sheet:	X

