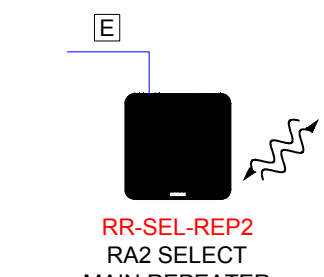

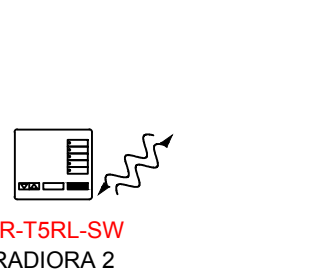

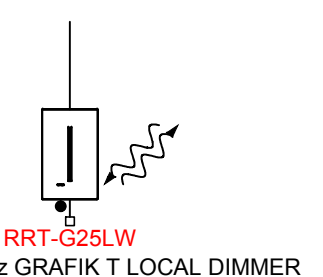
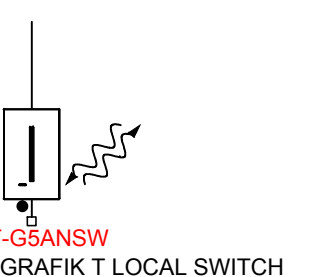
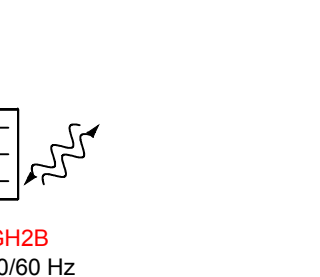
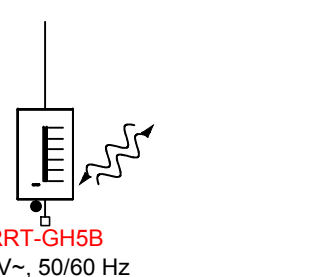
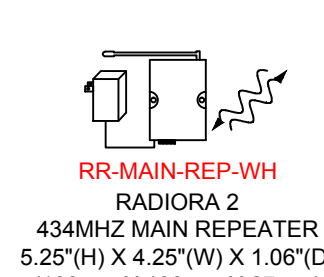
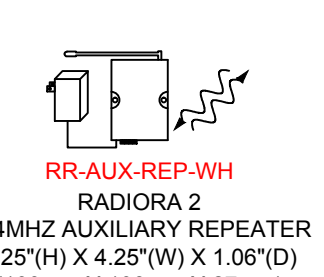

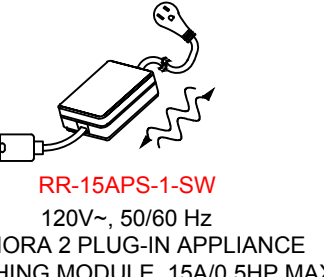
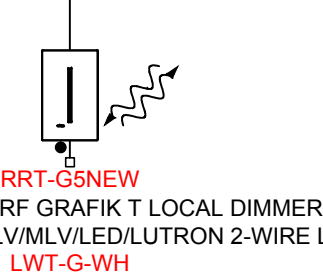
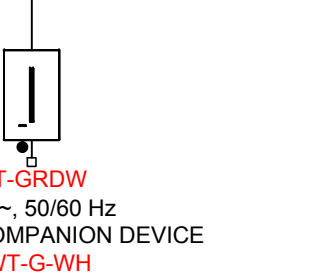
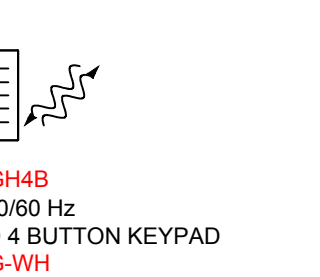
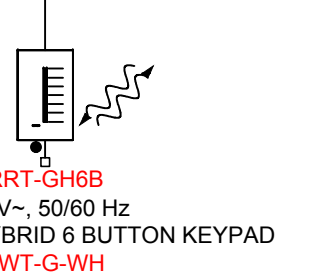
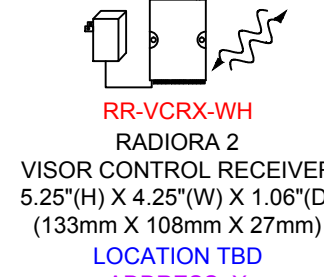
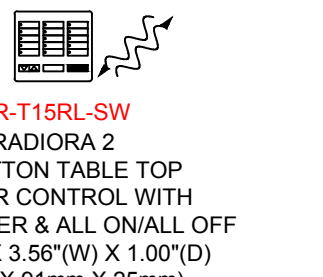
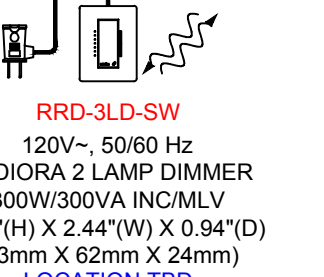


RADIORA 2 & RA2 SELECT SYSTEM EQUIPMENT
 (* - ONLY COMPATIBLE WITH RA2 SELECT, ** - ONLY COMPATIBLE WITH RADIORA 2)

RADIORA 2 & RA2 SELECT

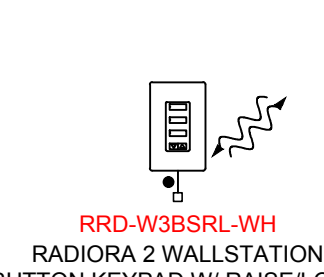

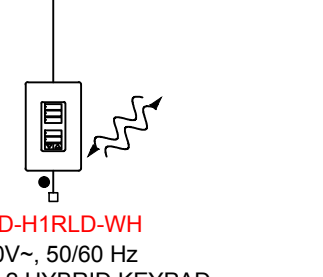
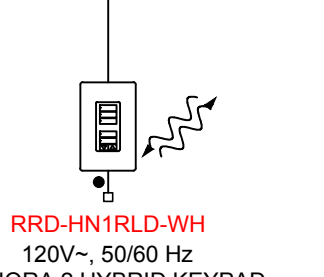
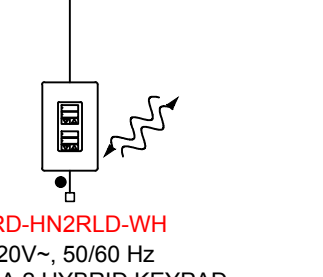
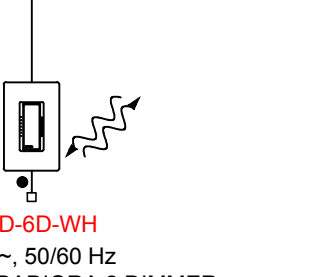
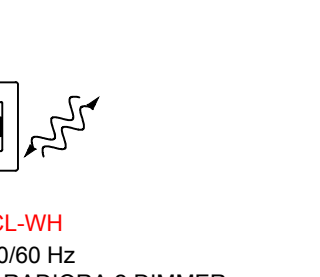
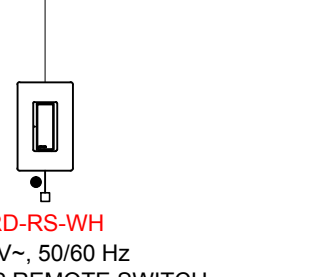
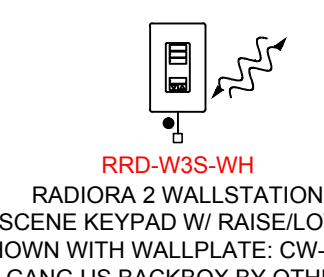
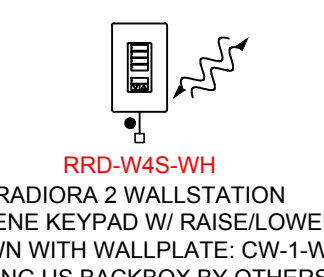
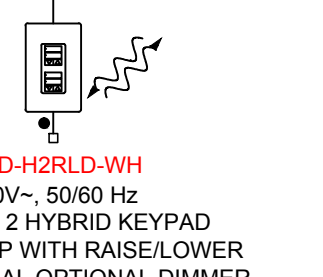
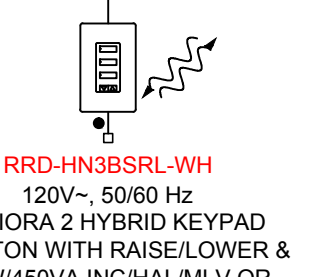
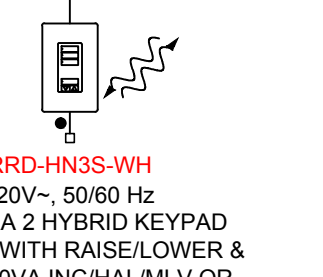
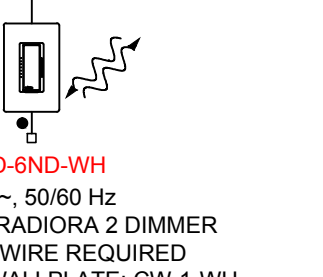
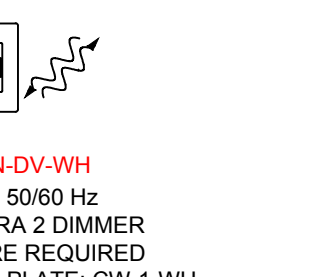
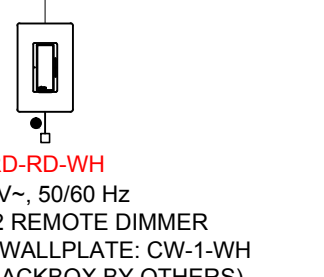
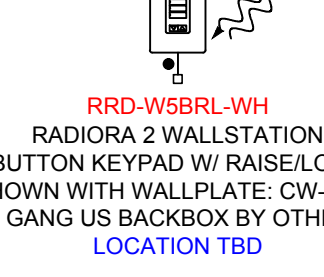
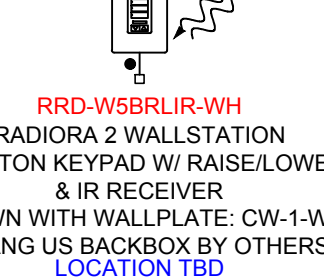
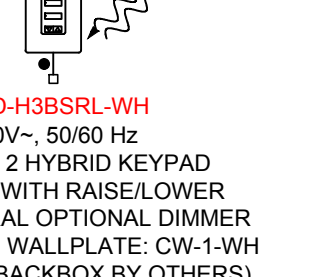
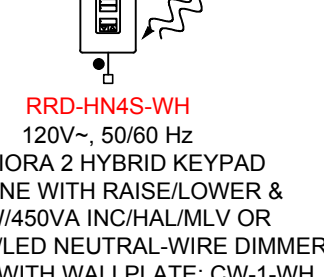
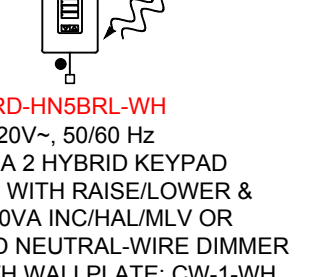
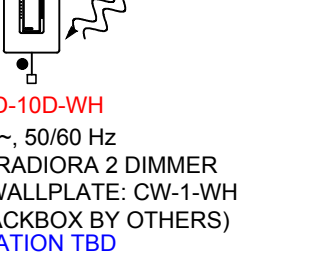
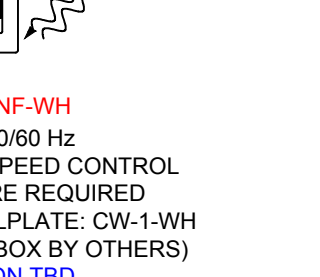
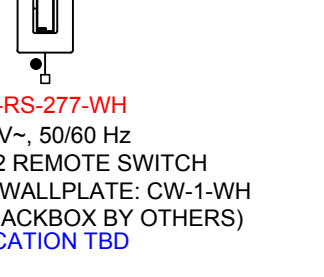
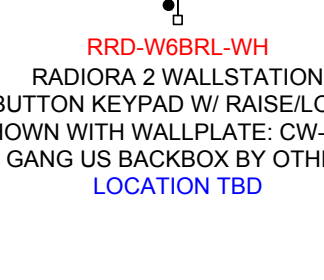
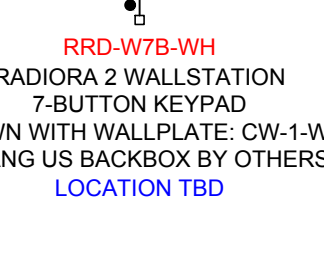
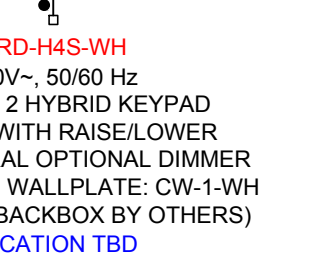
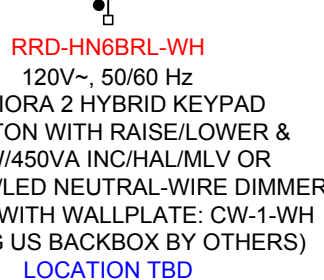

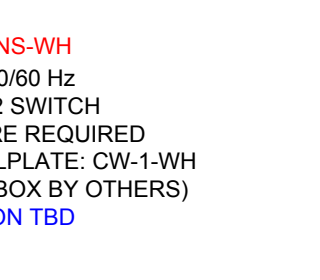
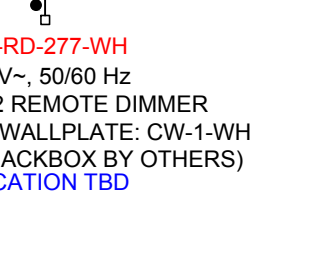
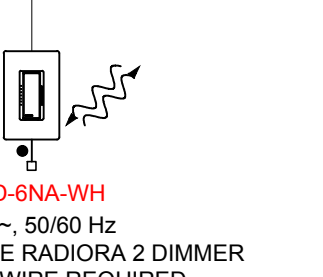
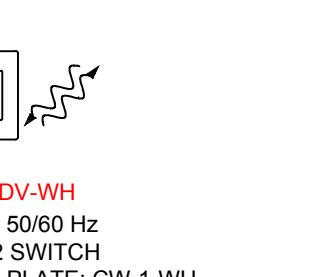
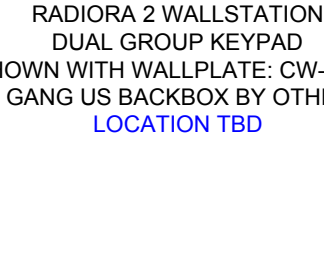
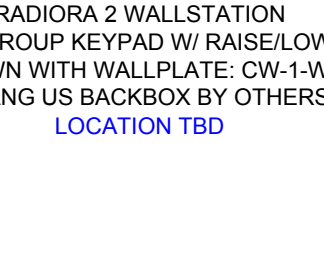
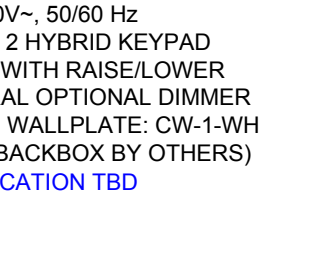


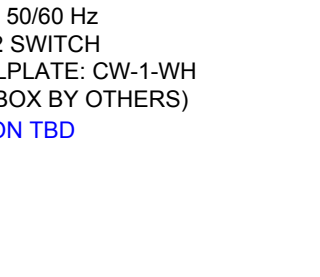
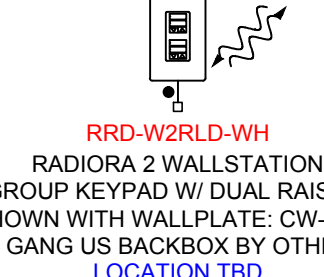
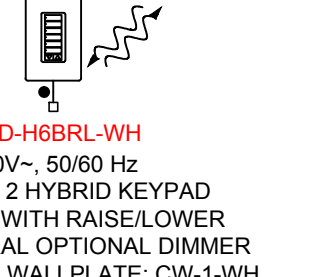
BLOCK LIBRARY

<p>RR-SEL-REP2*</p>  <p>RR-SEL-REP2* RA2 SELECT MAIN REPEATER DIMENSIONS: 2.75"(H) X 2.75"(W) X 1.19"(D) LOCATION TBD</p>	<p>L-REPPRO-BL</p>  <p>L-REPPRO-BL RA2 SELECT WIRELESS REPEATER DIMENSIONS: 2.75"(H) X 2.75"(W) X 1.19"(D) LOCATION TBD</p>	<p>RR-T5RL</p>  <p>RR-T5RL-SW RADIORA 2 5-BUTTON TABLE TOP MASTER CONTROL WITH RAISE/LOWER & ALL ON/OFF 3.25"(H) X 3.96"(W) X 1.00"(D) (80mm X 91mm X 25mm) LOCATION TBD</p>	<p>RR-3PD-1</p>  <p>RR-3PD-1-SW RADIORA 2 2-PLUG-IN DIMMER MODULE 300W/300VA INCALMLV 3.25"(H) X 2.25"(W) X 1.25"(D) (83mm X 57mm X 32mm) RECEPTACLE CORD LENGTH: 6" (152mm) PLUG CORD LENGTH: 24" (610mm) LOCATION TBD</p>	<p>RRT-G25LW</p>  <p>RRT-G25LW 120V~, 50/60 Hz RF GRAFIK T LOCAL DIMMER CONTROLS INCALMLV LED/LUTRON 2-WIRE LOADS LWT-G-VH 1-GANG GRAFIK T FACEPLATE (1 GANG US BACKBOX BY OTHERS) LOCATION TBD</p>	<p>RRT-G5ANSW</p>  <p>RRT-G5ANSW 120V~, 50/60 Hz RF GRAFIK T LOCAL SWITCH 84 LIGHTING, 3A FAN, 13 HP MOTOR LWT-G-VH 1-GANG GRAFIK T FACEPLATE (1 GANG US BACKBOX BY OTHERS) LOCATION TBD</p>	<p>RRT-GH2B</p>  <p>RRT-GH2B 120V~, 50/60 Hz GRAFIK T C.L. HYBRID 2-BUTTON KEYPAD LWT-G-VH 1-GANG GRAFIK T FACEPLATE (1 GANG US BACKBOX BY OTHERS) LOCATION TBD</p>	<p>RRT-GH5B</p>  <p>RRT-GH5B 120V~, 50/60 Hz GRAFIK T C.L. HYBRID 5-BUTTON KEYPAD LWT-G-VH 1-GANG US BACKBOX BY OTHERS) LOCATION TBD</p>
<p>RR-MAIN-REP-WH**</p>  <p>RR-MAIN-REP-WH RADIORA 2 430MHZ MAIN REPEATER 5.25"(H) X 4.25"(W) X 1.25"(D) (133mm X 108mm X 27mm) LOCATION TBD</p>	<p>RR-AUX-REP-WH**</p>  <p>RR-AUX-REP-WH RADIORA 2 430MHZ AUXILIARY REPEATER 5.25"(H) X 4.25"(W) X 1.25"(D) (133mm X 108mm X 27mm) LOCATION TBD</p>	<p>RR-T10RL</p>  <p>RR-T10RL-SW RADIORA 2 10-BUTTON TABLE TOP MASTER CONTROL WITH RAISE/LOWER & ALL ON/OFF 3.25"(H) X 3.96"(W) X 1.00"(D) (80mm X 91mm X 25mm) LOCATION TBD</p>	<p>RR-15APS-1</p>  <p>RR-15APS-1-SW RADIORA 2 15-BUTTON APPLIANCE SWITCHING MODULE - 15A2 3P4 MAX 3.25"(H) X 3.96"(W) X 1.25"(D) (83mm X 91mm X 32mm) RECEPTACLE CORD LENGTH: 6" (152mm) PLUG CORD LENGTH: 24" (610mm) LOCATION TBD</p>	<p>RRT-G5NEW</p>  <p>RRT-G5NEW 120V~, 50/60 Hz RF GRAFIK T LOCAL DIMMER CONTROLS INCALMLV LED/LUTRON 2-WIRE LOADS LWT-G-VH 1-GANG GRAFIK T FACEPLATE (1 GANG US BACKBOX BY OTHERS) LOCATION TBD</p>	<p>RRT-GRDW</p>  <p>RRT-GRDW 120V~, 50/60 Hz GRAFIK T COMPANION DEVICE LWT-G-VH 1-GANG GRAFIK T FACEPLATE (1 GANG US BACKBOX BY OTHERS) LOCATION TBD</p>	<p>RRT-GH4B</p>  <p>RRT-GH4B 120V~, 50/60 Hz GRAFIK T C.L. HYBRID 4-BUTTON KEYPAD LWT-G-VH 1-GANG GRAFIK T FACEPLATE (1 GANG US BACKBOX BY OTHERS) LOCATION TBD</p>	<p>RRT-GH6B</p>  <p>RRT-GH6B 120V~, 50/60 Hz GRAFIK T C.L. HYBRID 6-BUTTON KEYPAD LWT-G-VH 1-GANG US BACKBOX BY OTHERS) LOCATION TBD</p>
<p>RR-VCRX**</p>  <p>RR-VCRX-WH RADIORA 2 VISOR CONTROL RECEIVER 5.25"(H) X 4.25"(W) X 1.25"(D) (133mm X 108mm X 27mm) LOCATION TBD ADDRESS: X</p>	<p>RR-T15RL</p>  <p>RR-T15RL-SW RADIORA 2 15-BUTTON TABLE TOP MASTER CONTROL WITH RAISE/LOWER & ALL ON/OFF 3.25"(H) X 3.96"(W) X 1.00"(D) (80mm X 91mm X 25mm) LOCATION TBD</p>	<p>RRD-3LD</p>  <p>RRD-3LD-SW RADIORA 2 RADIORA 2 HYBRID KEYPAD 3-BUTTON WITH RAISE/LOWER & 450W/450VA INCALMLV OR 100W CFL/LED NEUTRAL-WIRE DIMMER SHOWN WITH WALLPLATE: CW-1-WH (1 GANG US BACKBOX BY OTHERS) LOCATION TBD</p>					

WIRING LEGEND:

- INPUT POWER (NORMAL)
- 2 #12AWG (4 mm²)
- ↔ 2-WAY RF COMMUNICATION
- Ⓜ CAT5E OR BETTER CABLE FOR LUTRON NETWORK - TERMINATED WITH RJ45 CONNECTORS. TO BE PROVIDED BY OTHERS. 328 FT (100 m) MAXIMUM RUN.

SEETOUGH KEYPADS (ONLY COMPATIBLE WITH RADIORA 2) HYBRID SEETOUGH KEYPADS (ONLY COMPATIBLE WITH RADIORA 2) HYBRID C.L. SEETOUGH KEYPADS (ONLY COMPATIBLE WITH RADIORA 2) MAESTRO LOCAL CONTROLS

<p>RRD-W3BSRL</p>  <p>RRD-W3BSRL-WH RADIORA 2 WALLSTATION 3-BUTTON KEYPAD W/ RAISE/LOWER SHOWN WITH WALLPLATE: CW-1-WH (1 GANG US BACKBOX BY OTHERS) LOCATION TBD</p>	<p>RRD-W3BRL</p>  <p>RRD-W3BRL-WH RADIORA 2 WALLSTATION 3-BUTTON KEYPAD W/ RAISE/LOWER SHOWN WITH WALLPLATE: CW-1-WH (1 GANG US BACKBOX BY OTHERS) LOCATION TBD</p>	<p>RRD-H1RLD</p>  <p>RRD-H1RLD-WH RADIORA 2 HYBRID KEYPAD DUAL GROUP WITH RAISE/LOWER & 450W NEUTRAL OPTIONAL DIMMER SHOWN WITH WALLPLATE: CW-1-WH (1 GANG US BACKBOX BY OTHERS) LOCATION TBD</p>	<p>RRD-HN1RLD</p>  <p>RRD-HN1RLD-WH RADIORA 2 HYBRID KEYPAD DUAL GROUP WITH RAISE/LOWER & 450W/450VA INCALMLV OR 100W CFL/LED NEUTRAL-WIRE DIMMER SHOWN WITH WALLPLATE: CW-1-WH (1 GANG US BACKBOX BY OTHERS) LOCATION TBD</p>	<p>RRD-HN2RLD</p>  <p>RRD-HN2RLD-WH RADIORA 2 HYBRID KEYPAD DUAL GROUP WITH RAISE/LOWER & 450W/450VA INCALMLV OR 100W CFL/LED NEUTRAL-WIRE DIMMER SHOWN WITH WALLPLATE: CW-1-WH (1 GANG US BACKBOX BY OTHERS) LOCATION TBD</p>	<p>RRD-6D</p>  <p>RRD-6D-WH 120V~, 50/60 Hz INCALMLV RADIORA 2 DIMMER SHOWN WITH WALLPLATE: CW-1-WH (1 GANG US BACKBOX BY OTHERS) LOCATION TBD</p>	<p>RRD-6CL</p>  <p>RRD-6CL-WH 120V~, 50/60 Hz INCALMLV CFL/LED RADIORA 2 DIMMER SHOWN WITH WALLPLATE: CW-1-WH (1 GANG US BACKBOX BY OTHERS) LOCATION TBD</p>	<p>RD-RS</p>  <p>RD-RS-WH 120V~, 50/60 Hz RADIORA 2 REMOTE SWITCH SHOWN WITH WALLPLATE: CW-1-WH (1 GANG US BACKBOX BY OTHERS) LOCATION TBD</p>	
<p>RRD-W3S</p>  <p>RRD-W3S-WH RADIORA 2 WALLSTATION 3-SCENE KEYPAD W/ RAISE/LOWER SHOWN WITH WALLPLATE: CW-1-WH (1 GANG US BACKBOX BY OTHERS) LOCATION TBD</p>	<p>RRD-W4S</p>  <p>RRD-W4S-WH RADIORA 2 WALLSTATION 4-SCENE KEYPAD W/ RAISE/LOWER SHOWN WITH WALLPLATE: CW-1-WH (1 GANG US BACKBOX BY OTHERS) LOCATION TBD</p>	<p>RRD-H2RLD</p>  <p>RRD-H2RLD-WH RADIORA 2 HYBRID KEYPAD DUAL GROUP WITH RAISE/LOWER & 450W NEUTRAL OPTIONAL DIMMER SHOWN WITH WALLPLATE: CW-1-WH (1 GANG US BACKBOX BY OTHERS) LOCATION TBD</p>	<p>RRD-HN3BSRL</p>  <p>RRD-HN3BSRL-WH RADIORA 2 HYBRID KEYPAD 3-BUTTON WITH RAISE/LOWER & 450W/450VA INCALMLV OR 100W CFL/LED NEUTRAL-WIRE DIMMER SHOWN WITH WALLPLATE: CW-1-WH (1 GANG US BACKBOX BY OTHERS) LOCATION TBD</p>	<p>RRD-HN3S</p>  <p>RRD-HN3S-WH 120V~, 50/60 Hz RADIORA 2 HYBRID KEYPAD 3-SCENE WITH RAISE/LOWER & 450W/450VA INCALMLV OR 100W CFL/LED NEUTRAL-WIRE DIMMER SHOWN WITH WALLPLATE: CW-1-WH (1 GANG US BACKBOX BY OTHERS) LOCATION TBD</p>	<p>RRD-6ND</p>  <p>RRD-6ND-WH 120V~, 50/60 Hz INCALMLV RADIORA 2 DIMMER NEUTRAL WIRE REQUIRED SHOWN WITH WALLPLATE: CW-1-WH (1 GANG US BACKBOX BY OTHERS) LOCATION TBD</p>	<p>RRD-F6AN-DV</p>  <p>RRD-F6AN-DV-WH 120-277V~, 50/60 Hz 3-WIRE RADIORA 2 DIMMER NEUTRAL WIRE REQUIRED SHOWN WITH WALLPLATE: CW-1-WH (1 GANG US BACKBOX BY OTHERS) LOCATION TBD</p>	<p>RD-RD</p>  <p>RD-RD-WH 120V~, 50/60 Hz RADIORA 2 REMOTE DIMMER SHOWN WITH WALLPLATE: CW-1-WH (1 GANG US BACKBOX BY OTHERS) LOCATION TBD</p>	
<p>RRD-W5BRL</p>  <p>RRD-W5BRL-WH RADIORA 2 WALLSTATION 5-BUTTON KEYPAD W/ RAISE/LOWER SHOWN WITH WALLPLATE: CW-1-WH (1 GANG US BACKBOX BY OTHERS) LOCATION TBD</p>	<p>RRD-W5BRLIR</p>  <p>RRD-W5BRLIR-WH RADIORA 2 WALLSTATION 5-BUTTON KEYPAD W/ RAISE/LOWER & IR RECEIVER SHOWN WITH WALLPLATE: CW-1-WH (1 GANG US BACKBOX BY OTHERS) LOCATION TBD</p>	<p>RRD-H3BSRL</p>  <p>RRD-H3BSRL-WH RADIORA 2 HYBRID KEYPAD 3-BUTTON WITH RAISE/LOWER & 450W NEUTRAL OPTIONAL DIMMER SHOWN WITH WALLPLATE: CW-1-WH (1 GANG US BACKBOX BY OTHERS) LOCATION TBD</p>	<p>RRD-HN4S</p>  <p>RRD-HN4S-WH RADIORA 2 HYBRID KEYPAD 4-SCENE WITH RAISE/LOWER & 450W/450VA INCALMLV OR 100W CFL/LED NEUTRAL-WIRE DIMMER SHOWN WITH WALLPLATE: CW-1-WH (1 GANG US BACKBOX BY OTHERS) LOCATION TBD</p>	<p>RRD-HN5BRL</p>  <p>RRD-HN5BRL-WH RADIORA 2 HYBRID KEYPAD 5-BUTTON WITH RAISE/LOWER & 450W/450VA INCALMLV OR 100W CFL/LED NEUTRAL-WIRE DIMMER SHOWN WITH WALLPLATE: CW-1-WH (1 GANG US BACKBOX BY OTHERS) LOCATION TBD</p>	<p>RRD-10D</p>  <p>RRD-10D-WH 120V~, 50/60 Hz INCALMLV RADIORA 2 DIMMER SHOWN WITH WALLPLATE: CW-1-WH (1 GANG US BACKBOX BY OTHERS) LOCATION TBD</p>	<p>RRD-2ANF</p>  <p>RRD-2ANF-WH RADIORA 2 FAN SPEED CONTROL NEUTRAL WIRE REQUIRED SHOWN WITH WALLPLATE: CW-1-WH (1 GANG US BACKBOX BY OTHERS) LOCATION TBD</p>	<p>RD-RS-277</p>  <p>RD-RS-277-WH 120V~, 50/60 Hz RADIORA 2 REMOTE SWITCH SHOWN WITH WALLPLATE: CW-1-WH (1 GANG US BACKBOX BY OTHERS) LOCATION TBD</p>	
<p>RRD-W6BRL</p>  <p>RRD-W6BRL-WH RADIORA 2 WALLSTATION 6-BUTTON KEYPAD W/ RAISE/LOWER SHOWN WITH WALLPLATE: CW-1-WH (1 GANG US BACKBOX BY OTHERS) LOCATION TBD</p>	<p>RRD-W7B</p>  <p>RRD-W7B-WH RADIORA 2 WALLSTATION 7-BUTTON KEYPAD SHOWN WITH WALLPLATE: CW-1-WH (1 GANG US BACKBOX BY OTHERS) LOCATION TBD</p>	<p>RRD-H4S</p>  <p>RRD-H4S-WH RADIORA 2 HYBRID KEYPAD 4-SCENE WITH RAISE/LOWER & 450W NEUTRAL OPTIONAL DIMMER SHOWN WITH WALLPLATE: CW-1-WH (1 GANG US BACKBOX BY OTHERS) LOCATION TBD</p>	<p>RRD-HN6BRL</p>  <p>RRD-HN6BRL-WH RADIORA 2 HYBRID KEYPAD 6-BUTTON WITH RAISE/LOWER & 450W/450VA INCALMLV OR 100W CFL/LED NEUTRAL-WIRE DIMMER SHOWN WITH WALLPLATE: CW-1-WH (1 GANG US BACKBOX BY OTHERS) LOCATION TBD</p>	<p>RRD-10ND</p>  <p>RRD-10ND-WH 120V~, 50/60 Hz INCALMLV RADIORA 2 DIMMER NEUTRAL WIRE REQUIRED SHOWN WITH WALLPLATE: CW-1-WH (1 GANG US BACKBOX BY OTHERS) LOCATION TBD</p>	<p>RRD-8ANS</p>  <p>RRD-8ANS-WH 120V~, 50/60 Hz RADIORA 2 SWITCH NEUTRAL WIRE REQUIRED SHOWN WITH WALLPLATE: CW-1-WH (1 GANG US BACKBOX BY OTHERS) LOCATION TBD</p>	<p>RD-RD-277</p>  <p>RD-RD-277-WH 120V~, 50/60 Hz RADIORA 2 REMOTE DIMMER SHOWN WITH WALLPLATE: CW-1-WH (1 GANG US BACKBOX BY OTHERS) LOCATION TBD</p>	<p>RRD-6NA</p>  <p>RRD-6NA-WH 120V~, 50/60 Hz PHASE ADAPTIVE RADIORA 2 DIMMER NEUTRAL WIRE REQUIRED SHOWN WITH WALLPLATE: CW-1-WH (1 GANG US BACKBOX BY OTHERS) LOCATION TBD</p>	<p>RRD-8S-DV</p>  <p>RRD-8S-DV-WH 120-277V~, 50/60 Hz RADIORA 2 SWITCH NEUTRAL WIRE REQUIRED SHOWN WITH WALLPLATE: CW-1-WH (1 GANG US BACKBOX BY OTHERS) LOCATION TBD</p>
<p>RRD-W3BD</p>  <p>RRD-W3BD-WH RADIORA 2 WALLSTATION DUAL GROUP KEYPAD W/ RAISE/LOWER SHOWN WITH WALLPLATE: CW-1-WH (1 GANG US BACKBOX BY OTHERS) LOCATION TBD</p>	<p>RRD-W1RLD</p>  <p>RRD-W1RLD-WH RADIORA 2 WALLSTATION DUAL GROUP KEYPAD W/ RAISE/LOWER SHOWN WITH WALLPLATE: CW-1-WH (1 GANG US BACKBOX BY OTHERS) LOCATION TBD</p>	<p>RRD-H5BRL</p>  <p>RRD-H5BRL-WH RADIORA 2 HYBRID KEYPAD 5-BUTTON WITH RAISE/LOWER & 450W NEUTRAL OPTIONAL DIMMER SHOWN WITH WALLPLATE: CW-1-WH (1 GANG US BACKBOX BY OTHERS) LOCATION TBD</p>	<p>RRD-H6BRL</p>  <p>RRD-H6BRL-WH RADIORA 2 HYBRID KEYPAD 6-BUTTON WITH RAISE/LOWER & 450W NEUTRAL OPTIONAL DIMMER SHOWN WITH WALLPLATE: CW-1-WH (1 GANG US BACKBOX BY OTHERS) LOCATION TBD</p>	<p>RRD-6NA</p>  <p>RRD-6NA-WH 120V~, 50/60 Hz PHASE ADAPTIVE RADIORA 2 DIMMER NEUTRAL WIRE REQUIRED SHOWN WITH WALLPLATE: CW-1-WH (1 GANG US BACKBOX BY OTHERS) LOCATION TBD</p>	<p>RRD-8S-DV</p>  <p>RRD-8S-DV-WH 120-277V~, 50/60 Hz RADIORA 2 SWITCH NEUTRAL WIRE REQUIRED SHOWN WITH WALLPLATE: CW-1-WH (1 GANG US BACKBOX BY OTHERS) LOCATION TBD</p>	<p>RRD-W2RLD</p>  <p>RRD-W2RLD-WH RADIORA 2 WALLSTATION DUAL GROUP KEYPAD W/ DUAL RAISE/LOWER SHOWN WITH WALLPLATE: CW-1-WH (1 GANG US BACKBOX BY OTHERS) LOCATION TBD</p>	<p>RRD-H6BRL</p>  <p>RRD-H6BRL-WH RADIORA 2 HYBRID KEYPAD 6-BUTTON WITH RAISE/LOWER & 450W NEUTRAL OPTIONAL DIMMER SHOWN WITH WALLPLATE: CW-1-WH (1 GANG US BACKBOX BY OTHERS) LOCATION TBD</p>	

Drawn By: CMT
 Drawing Date: FALL 2017

