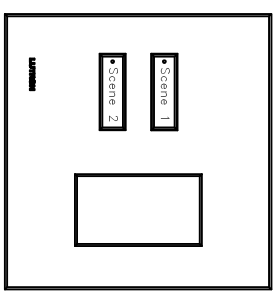


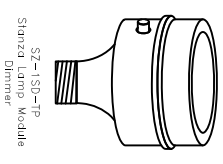
WIRING SYMBOLS

 No control wiring requirements. Stanza uses Patented Lutron Radio Frequency (RF) control.

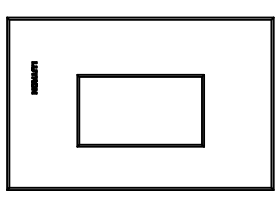
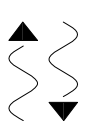
All dimming ballasts to be Lutron EcoSystem, Hi-Lume or Eco-10 type.
 E.E. to confirm all circuiting requirements.
 Architect to verify quantity, location & finish of all controls.
 All faceplates, dimmers, switches, receptacles & cable/phone jacks to be Lutron Stanza.
 Lutron Field Service commissioning included in all systems initiates an 8 year limited warranty. The electrical contractor must contact Lutron (800-523-9466) to set up visit with 10 days notice.



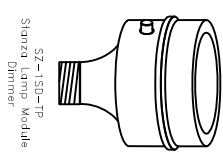
(1) SZ-2B-SW
 Stanza 2-gang US Backbox Faceplate
 (1) SZ-6ANS-SW
 Stanza Switch
 2-gang US Backbox Faceplate: SZF-Z5-FB-SW



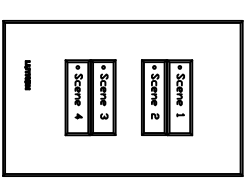
SZ-150-TP
 Stanza Lamp Module



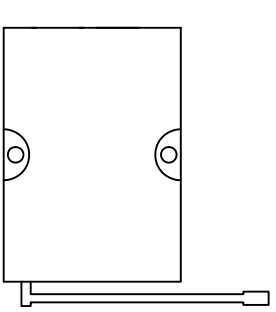
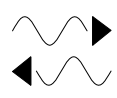
SZ-6ANS-SW
 Stanza Switch
 1-gang US Backbox Faceplate: SZF-Z5-SW



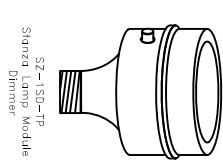
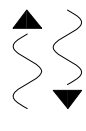
SZ-150-TP
 Stanza Lamp Module



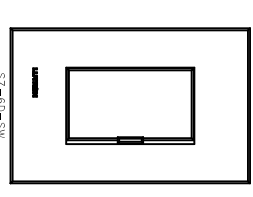
SZ-4B-SW
 Stanza 4-Scene Keyboard
 1-gang US Backbox Faceplate: SZF-Z4-SW



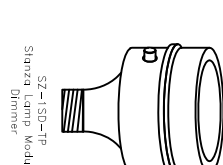
SZ-IB
 Stanza Contact Closure Interface
 Dimensions: 4.26"(H) x 3.26"(W) x 1.06"(D)



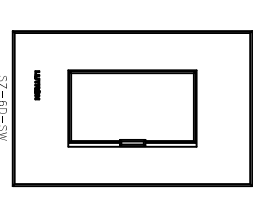
SZ-150-TP
 Stanza Lamp Module



SZ-6B-SW
 Stanza Dimmer
 1-gang US Backbox Faceplate: SZF-Z5-SW



SZ-150-TP
 Stanza Lamp Module



SZ-8D-SW
 Stanza Dimmer
 1-gang US Backbox Faceplate: SZF-Z5-SW

Stanza Typical Layout

ONLINE DIAGRAM
 CONCEPT ONLY
 NOT FOR CONSTRUCTION

Project Number:	X
Drawn By:	X
Drawing Revision:	X
Drawing Date:	X
Sheet:	X

