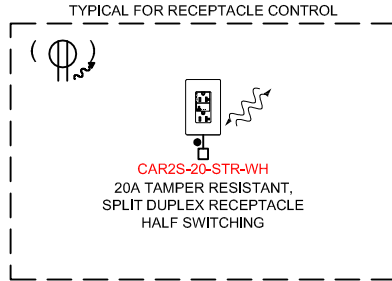
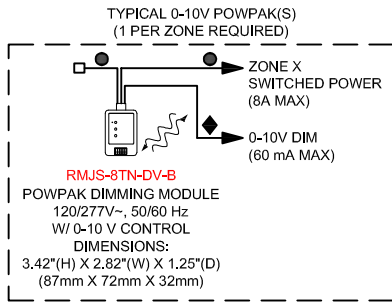


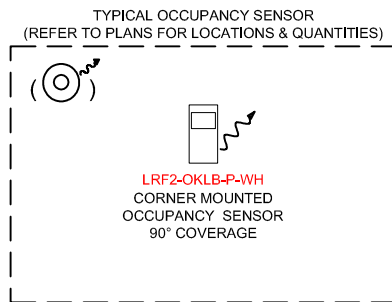
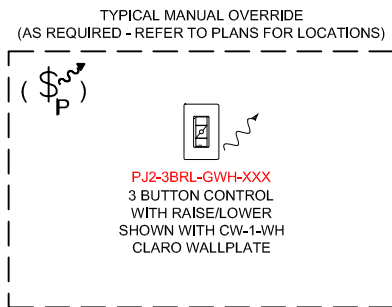
TYPICAL BREAKROOM - 0-10V DIMMING

TITLE 24



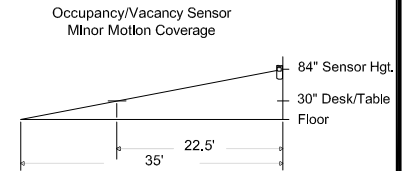
WIRING LEGEND:

- INPUT POWER (NORMAL)
- 2 #12AWG (4 mm²)
- ◆ 0-10V SIGNAL: 2 #18AWG (1.0 mm²)
- ~ 1-WAY RF COMMUNICATION
- ~ 2-WAY RF COMMUNICATION



SYMBOL LEGEND:

- ⊙ WIRELESS OCCUPANCY SENSOR
- ⊙ WIRELESS RECEPTACLE
- ⊙ WIRELESS ZONE KEYPAD



SENSOR COVERAGE - N.T.S.
TYPICAL OFFICE FURNITURE HEIGHTS

SEQUENCE OF OPERATIONS:

OCCUPANT ENTERS:

- ALL LIGHTS AUTOMATICALLY TURN ON TO 50% LIGHT LEVEL. OCCUPANT TURNS ON LIGHTS TO MAXIMUM LEVEL MANUALLY. MAXIMUM LIGHT LEVEL IS SET TO 80%.
- CONTROLLED RECEPTACLES AUTOMATICALLY REGAIN POWER WHEN OCCUPANT ENTERS.

WHEN OCCUPIED:

- AUTOMATIC: OVERHEAD LIGHTS DIM/BRIGHTEN BASED ON DAYLIGHT AVAILABILITY.
- MANUAL: OCCUPANT USES WALL DIMMER TO SET DESIRED LIGHT LEVELS FOR ALL LIGHTS.

OCCUPANT EXITS:

- ALL LIGHTS AUTOMATICALLY TURN OFF 15 MINUTES AFTER ALL OCCUPANTS EXIT.
- 50% OF ALL RECEPTACLES AUTOMATICALLY TURN OFF 15 MINUTES AFTER ALL OCCUPANTS EXIT.

SYSTEM EVENTS:

- DEMAND RESPONSE: ALL LIGHTS AUTOMATICALLY DIM 20% DURING DEMAND EVENTS.
- VIVE HUB (HJS-0-FM) REQUIRED FOR DEMAND RESPONSE.

SPEC:

WIRELESS NETWORK:

- A. RF FREQUENCY: 434 MHZ; OPERATE IN FCC GOVERNED FREQUENCY SPECTRUM FOR PERIODIC OPERATION; CONTINUOUS TRANSMISSION SPECTRUM IS NOT PERMITTED.
 1. WIRELESS SENSORS, WIRELESS KEYPADS AND WIRELESS LOAD CONTROL DEVICES DO NOT OPERATE IN THE NOISY 2.4 GHZ FREQUENCY BAND WHERE HIGH POTENTIAL FOR RF INTERFERENCE EXISTS.
- B. LOCAL ROOM DEVICES COMMUNICATE DIRECTLY WITH EACH OTHER (AND NOT THROUGH A CENTRAL HUB OR PROCESSOR) TO ENSURE:
 1. RELIABILITY OF SYSTEM PERFORMANCE.
 2. FAST RESPONSE TIME TO EVENTS IN THE SPACE (E.G. BUTTON PASSES OR SENSOR SIGNALS).
 3. INDEPENDENT OPERATION IN THE EVENT OF THE WIRELESS HUB BEING REMOVED OR DAMAGED.

RECEPTACLES

- A. COMMUNICATES VIA RADIO FREQUENCY WITH UP TO TEN COMPATIBLE OCCUPANCY/VACANCY SENSORS AND TEN WIRELESS KEYPADS.
- B. RELAY:
 1. LOAD SWITCHED IN MANNER THAT PREVENTS ARCING AT MECHANICAL CONTACTS WHEN POWER IS APPLIED TO AND REMOVED FROM LOAD CIRCUITS.
 2. RATED FOR SWITCHING OF GENERAL PURPOSE LOADS.
 3. MOTOR RATING OF 0.5 HP AT 120 V FOR 15 A RECEPTACLES, AND 1 HP AT 120 V FOR 20 A RECEPTACLES.

WIRELESS KEYPADS

- A. DOES NOT REQUIRE EXTERNAL POWER PACKS, POWER OR COMMUNICATION WIRING.
- B. ALLOWS FOR EASY REPROGRAMMING WITHOUT REPLACING UNIT.
- C. INCLUDES LED TO INDICATE BUTTON PRESS OR PROGRAMMING MODE STATUS.
- D. MOUNTING:
 1. CAPABLE OF BEING MOUNTED WITH A TABLE STAND OR DIRECTLY TO A WALL UNDER A FACEPLATE, BACKBOX OPTIONAL.
- E. 10 YEAR BATTERY LIFE

VIVE STANDALONE BREAKROOM

LOCATION TBD

CONCEPT DRAWING NOT FOR CONSTRUCTION

Project Number: N/A

Drawn By: RT

Drawing Revision: 6

Drawing Date:

Sheet: 1 OF 1



Lutron Electronics Co., Inc.
7200 Suter Road | Coopersburg, PA 18036 | USA
(610) 282-3800 | fax: (610) 282-1146