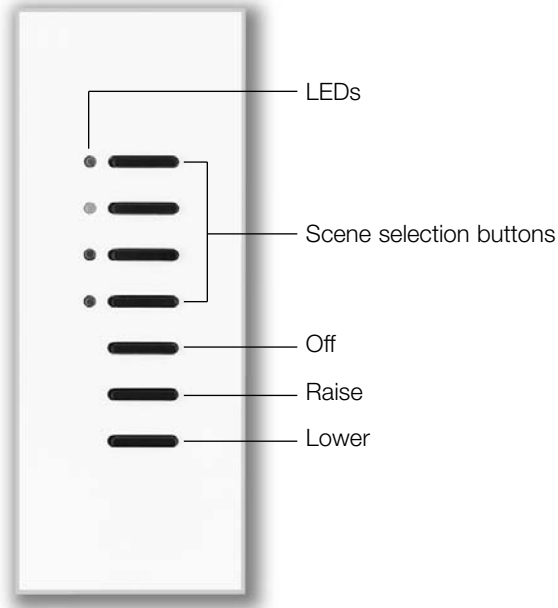


Color and Finish Codes





GRX-4S-DW-__
7-Button ARCHITRAVE™
Door Jamb Wallstation



Description

- Fits into door jamb - occupants can adjust lighting as they enter a room.
- Scene selection functionality can be selected in the field.
- Status LEDs indicate which scene is selected.
- Off button turns all lights off.
- Raise and lower buttons brighten or dim all lighting in the selected scene.
- Works with GRAFIK Eye 3000 and 4000 Series Control Units.
- Selects scenes in just one Control Unit or a group of up to eight Control Units.
- Mounts in Lutron-supplied wallbox P/N 241-399.

Field Selected Functionality

DIP Switch Settings	Scene selection buttons activate:
5 6	
	Scenes 1 to 4
	Scenes 5 to 8
	Scenes 9 to 12
	Scenes 13 to 16

Job Name:	Model Numbers:
Job Number:	

Specifications - 4S

Power

Low-voltage type Class 2 (PELV).
Operating voltage: 12/24 V Direct Current.

Key Design Features

- Meets IEC 801-2. Tested to withstand 15kV electro-static discharge without damage or memory loss.
- Faceplate snaps on with no visible means of attachment.

System Communications and Capacity

- Low-voltage type Class 2 (PELV) wiring connects Wallstations to Control Units and other components.
- Up to 8 Control Units and 16 total Wallstations and/or Control Interfaces may be linked for a total of 24 control points.

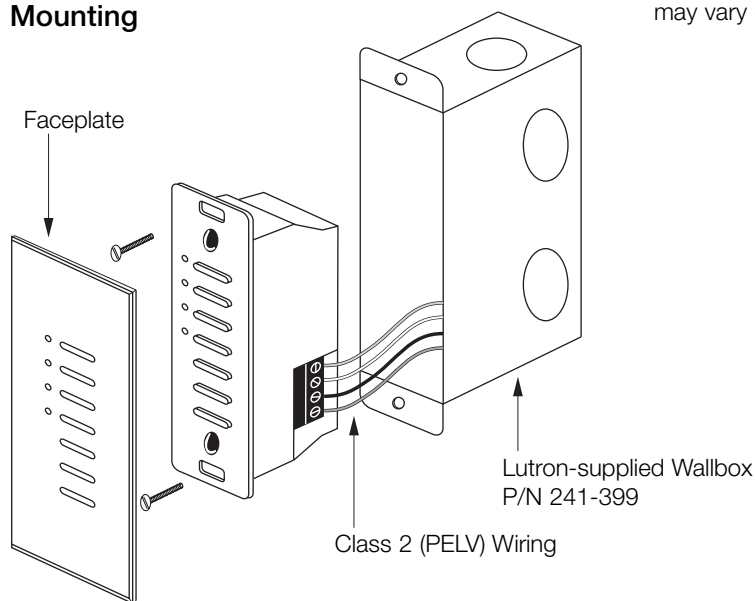
Terminals

Accept up to two #18 AWG (1.0mm²) typical.

Environment

32-104°F (0-40°C). Relative humidity less than 90% non-condensing.

Mounting



Color and Finish Codes

Standard Finishes

Ship in 48 hours
White WH
Bright Brass BB

Matte Finishes

Ship in 48 hours
Ivory IV
Beige BE
Gray GR
Brown BR
Black BL

Metal Finishes

Ship in 4 to 6 weeks
Bright Chrome BC
Satin Brass SB
Satin Chrome SC
Satin Nickel SN
Antique Brass QB
Antique Bronze QZ

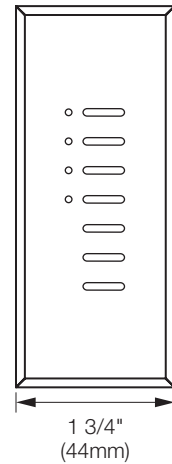
Anodized Aluminum Finishes

Ship in 4 to 6 weeks
Clear CLA
Black BLA
Brass BRA
Bronze BZA

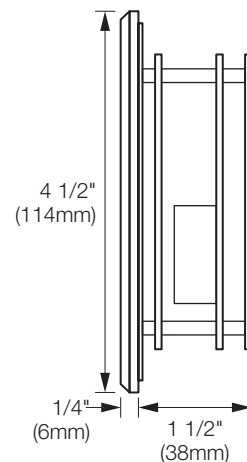
Also available:
-Custom Controls
-Color Matching
-Engraving
Ship in 4 to 6 weeks. Pricing may vary depending on finish.

Dimensions

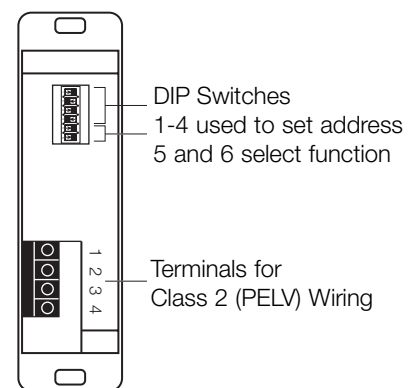
Front View



Side View



Back View



Job Name:

Model Numbers:

Job Number: