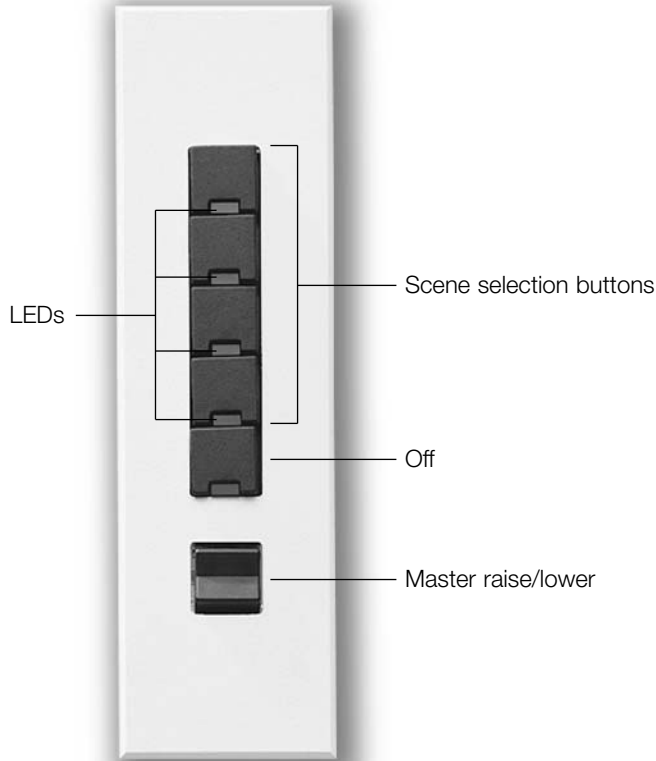


Color and Finish Codes





**GRX-4SLB-DW-\_\_**  
**Large Button ARCHITRAVE™**  
**Door Jamb Wallstation**



**Description**

- Fits into door jamb - occupants can adjust lighting as they enter a room.
- Scene selection functionality can be selected in the field.
- Status LEDs indicate which scene is selected.
- Off button turns all lights off.
- Master raise/lower brightens or dims all lighting in the selected scene.
- Works with GRAFIK Eye 3000 and 4000 Series Control Units.
- Selects scenes in just one Control Unit or a group of up to eight Control Units.
- Mounts in Lutron-supplied wallbox P/N 241-663.

**Field Selected Functionality**

DIP Switch Settings	Scene selection buttons activate:
5 6	
	Scenes 1 to 4
	Scenes 5 to 8
	Scenes 9 to 12
	Scenes 13 to 16

<b>Job Name:</b>	<b>Model Numbers:</b>
<b>Job Number:</b>	

## Specifications - 4SLB

### Power

Low-voltage type Class 2 (PELV).  
Operating voltage: 12/24 V Direct Current.

### Key Design Features

- Meets IEC 801-2. Tested to withstand 15kV electro-static discharge without damage or memory loss.
- Faceplate snaps on with no visible means of attachment.

### System Communications and Capacity

- Low-voltage type Class 2 (PELV) wiring connects Wallstations to Control Units and other components.
- Up to 8 Control Units and 16 total Wallstations and/or Control Interfaces may be linked for a total of 24 control points.

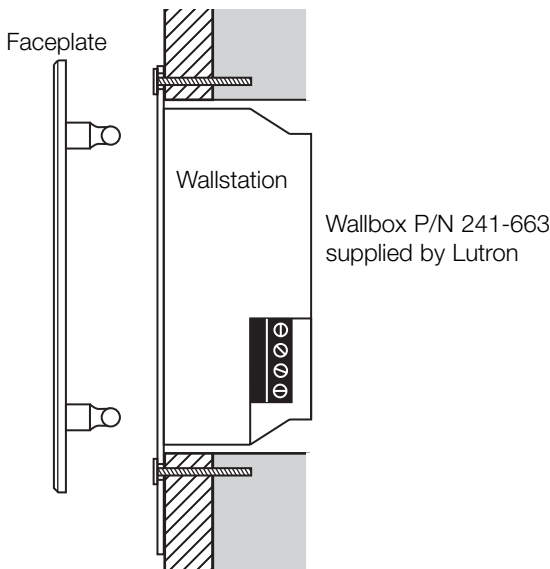
### Terminals

Accept up to two #18 AWG (1.0mm<sup>2</sup>) typical.

### Environment

32-104°F (0-40°C). Relative humidity less than 90% non-condensing.

### Mounting



### Color and Finish Codes

#### Standard Finishes

Ship in 48 hours  
White WH  
Bright Brass BB

#### Matte Finishes

Ship in 48 hours  
Ivory IV  
Beige BE  
Gray GR  
Brown BR  
Black BL

#### Metal Finishes

Ship in 4 to 6 weeks  
Bright Chrome BC  
Satin Brass SB  
Satin Chrome SC  
Satin Nickel SN  
Antique Brass QB  
Antique Bronze QZ

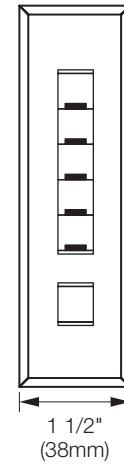
#### Anodized Aluminum Finishes

Ship in 4 to 6 weeks  
Clear CLA  
Black BLA  
Brass BRA  
Bronze BZA

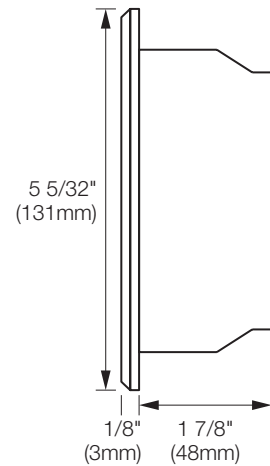
Also available:  
-Custom Controls  
-Color Matching  
-Engraving  
Ship in 4 to 6 weeks. Pricing may vary depending on finish.

### Dimensions

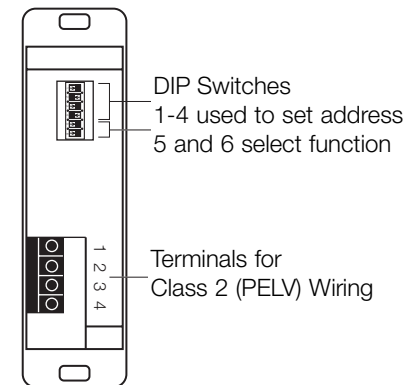
#### Front View



#### Side View



#### Back View



<b>Job Name:</b>	<b>Model Numbers:</b>
<b>Job Number:</b>	