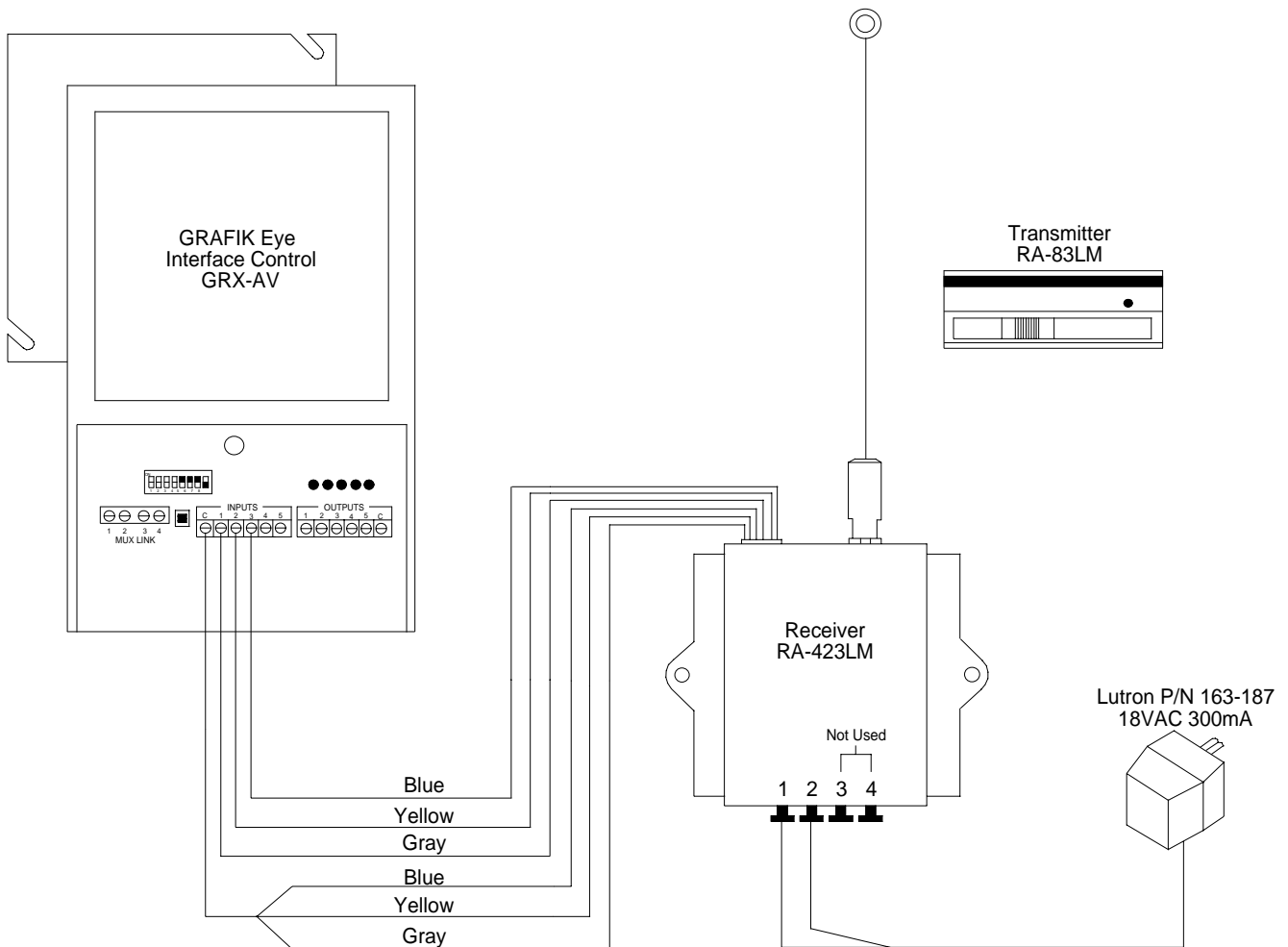


Overview

The GRAFIK Eye System can be controlled from a car visor by using a three channel transmitter and receiver. Up to three outputs from the receiver can be connected to the inputs of a GRAFIK Eye Switch Closure Interface. This will allow control of the GRAFIK Eye Control Unit using the car visor transmitter. The range of the transmitter is approximately 75 feet.

Wiring

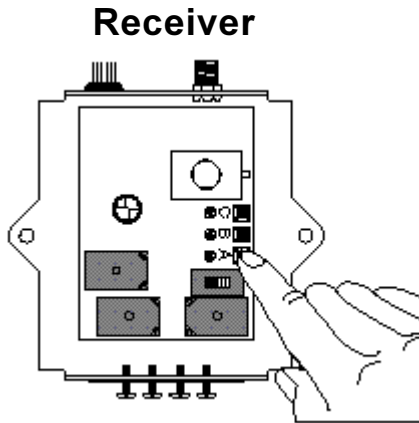
The wiring diagram below shows how to control three GRX-AV inputs using the RA-423LM receiver. The RA-423LM outputs must go to the Momentary Contact Closure Terminals on the GRX-AV.



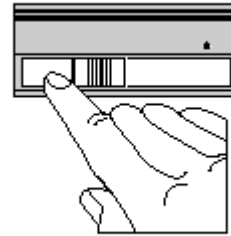
Programming

To program a transmitter button to correspond with the receiver output:

Remove cover of receiver (Use a screwdriver to pry it off if necessary).



Transmitter



1. Press and release button A on the receiver.
The LED beside it goes on.

Button A corresponds to the gray wire.

3. Press and release button B on the receiver.
The LED beside it goes on.

Button B corresponds to the yellow wire.

5. Press and release button C on the receiver.
The LED beside it goes on.

Button C corresponds to the blue wire.

2. Press and Hold button A on the transmitter
until the LED on the receiver goes off.

4. Press and hold button B on the transmitter
until the LED on the receiver goes off.

6. Press and hold button C on the transmitter
until the LED on the receiver goes off.

NOTE: The programming of any or all of the buttons on the receiver may be cleared for new programming. Press and hold the receiver button that you wish to clear until the LED goes on and continue holding for at least 5 seconds until the LED goes off.

Important Information

For further technical or sales information for this transmitter and receiver, other transmitters and receivers, or information on programming multiple receivers and transmitters, call The Chamberlain Group at 1-800-528-9131.

	Lutron Model No.	Chamberlain Model No.
Transmitter	RA-83LM	83LM
Receiver	RA-423LM	423LM

Transmitter Codes

Other transmitters can be used with the RA-423LM receiver, but they must be of the Billion Code type and not the Rolling Code type. The transmitter and receiver units are compatible with The HomelinkTM Universal Transmitter.

Additional Information

World Headquarters

Lutron Electronics Co., Inc.
7200 Suter Road
Coopersburg, PA 18036-1299 U.S.A.
TOLL FREE: (800) 523-9466 (U.S.A., Canada, and the Caribbean)
Tel: (610) 282-3800; International 1610 282-3800
Fax: (610) 282-3090; International 1610 282-3090

European Headquarters

Lutron EA LTD
Lutron House
6 Sovereign Close
Wapping
London, E1 9HW England
FREEPHONE: 0800 282107 (U.K.)
Tel: (0171) 702-0657; International 44-171-702-0657
Fax: (0171) 480-6899; International 44-171-480-6899

Hong Kong Office

Tel: 2593-1119; International 852-2593-1119
Fax: 2593-1197; International 852-2593-1197

Singapore Office

Tel: 487-2820; International 65-487-2820
Fax: 487-2825; International 65-487-2825

Japan Office

Lutron Asuka Corporation K.K.
Kowa Shibakoen Bldg. 2nd Floor
1-1-11 Shibakoen
Minato-ku, Tokyo 105-0011, Japan
TOLL FREE: (0120) 083417 (Japan)
Tel: International 81 3 5405 7333
Fax: International 81 3 5405 7496

Worldwide Technical and Sales Assistance

If you need technical assistance, call the toll-free **Lutron Technical Assistance Hotline**. Please provide exact model number when calling.
(800) 523-9466 (U.S.A., Canada and the Caribbean)
Other countries call:
Tel: (610) 282-3800; International: 1 610 282-3800
Fax: (610) 282-3090; International: 1 610 282-1243
Our address on the Web is www.lutron.com

Lutron and GRAFIK Eye are registered trademarks of Lutron Electronics Co., Inc.