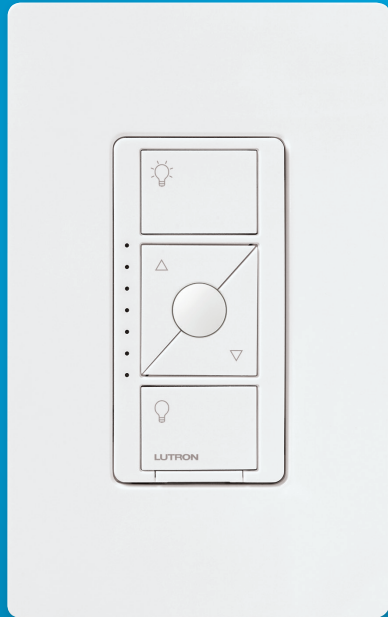


Caséta works with Logitech

The movie begins when the lights start to dim.



Dimmer




Logitech Harmony Elite

Getting started is easy

Step 1

Install your Caséta system, connect it to your Wi-Fi router, and download the Lutron App.



Step 2

Set up your Harmony hub-based remote, connect to your Wi-Fi network, and download the Logitech Harmony app.



Step 3

Use the Harmony app to link your Caséta devices to different activities.

CasetaWireless.com

Customer Assistance

Email: support@lutron.com

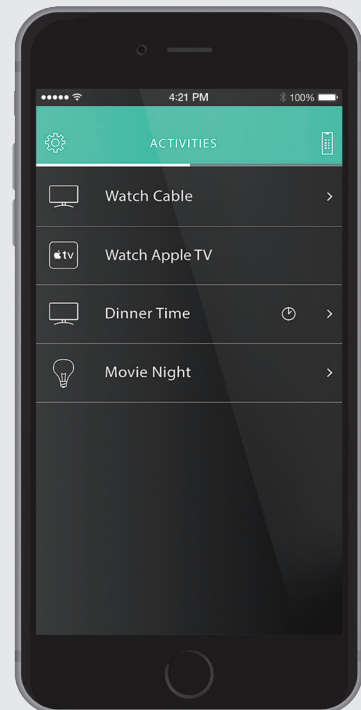
Phone: 1.844.LUTRON1 (588.7661) — includes 24/7 technical support


Caséta by  **LUTRON**

© 09/2017 Lutron Electronics Co., Inc. | P/N 367-2706 REV B

What you need

- Lutron Smart Bridge or Smart Bridge PRO
- Lutron App
- Logitech Harmony hub-based remote
- Logitech Harmony app (shown below)



 Caséta and Lutron are trademarks of Lutron Electronics Co., Inc., registered in the U.S. and other countries.