

FOMX-1B-WH
1-Button Wallstation



FOMX-1B-WH

Description

- Used to control one or more lighting zones.
- Simple wallstation with one tap button.
- Provides toggle functionality for any zone(s) in the system.
- Shipped with screwless Fassada™ Fashion Wallplates, which snap on with no visible means of attachment. Models are available that ship without a wallplate.
- Offered in white (WH) only - white frame and white button.
- Works with GRAFIK 5000™, GRAFIK 6000®, GRAFIK 7000™, and Softswitch128™ systems.

<p>Job Name:</p>	<p>Model Numbers:</p>
<p>Job Number:</p>	

Specifications

Power

Low-voltage type Class 2 (PELV).

Key Design Features

- Front accessible address switch allows change of address without removing the unit from the wall. (Address switch located behind the wallplate).
- Meets IEC 801-2. Tested to withstand 15kV electro-static discharge without damage.
- Can be ganged in standard opening multigang faceplates with other FOMX-1B wallstations.



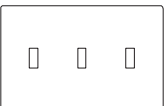
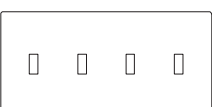
System Communications

- Low-voltage type Class 2 (PELV) wiring connects Wallstations to Processor Panel.
- Four connections at the Wallstation to the Control Link for power and data.

Environment

32-104°F (0-40°C). Relative humidity less than 90% non-condensing.

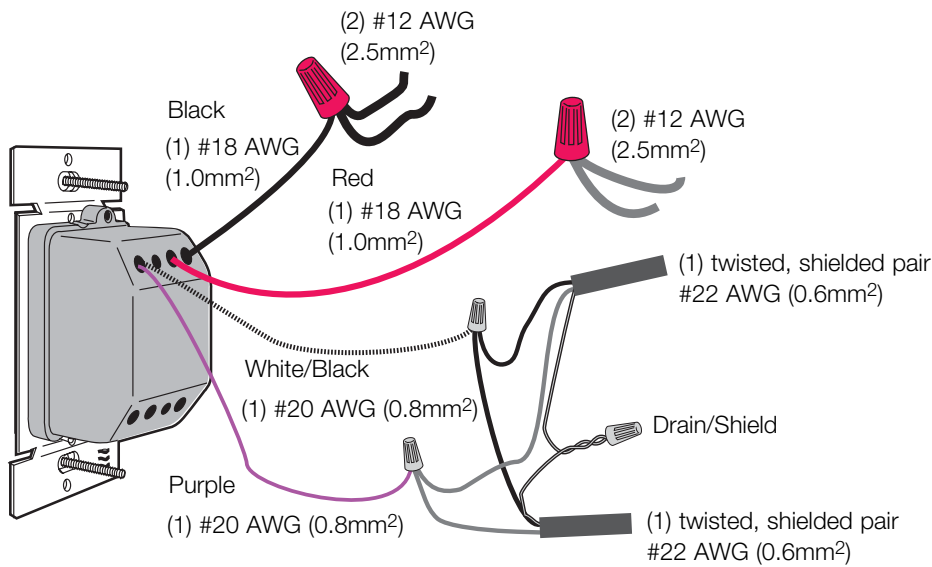
FASSADA™ Wallplate Ordering Information

	Description	Model Number
	1-gang wallplate	FW-1-WH
	2-gang wallplate	FW-2-WH
	3-gang wallplate	FW-3-WH
	4-gang wallplate	FW-4-WH

Job Name:	Model Numbers:
Job Number:	

Low-Voltage Class 2 (PELV) Wiring

- Use low-voltage Class 2 (PELV) wiring to daisy-chain Wallstations to the Processor Panel.
- Two #12 AWG (2.5mm²) conductors for common and power.
- One shielded, twisted pair #22 AWG (0.6mm²) for data link.
- Do not connect Drain/Shield to Ground (Earth) or Wallstation. Connect the bare drain wires and cut off the outside shield.
- Make connections inside the wallbox or in a switchbox or junction box with a maximum wire length of 8 feet (2.5m) from the link to the Wallstation.



Flying leads from wallstation:

- 1: Black (Common)
- 2: Red (Power)
- 3: White/Black (MUX)
- 4: Purple (MUX)

Job Name:	Model Numbers:
Job Number:	