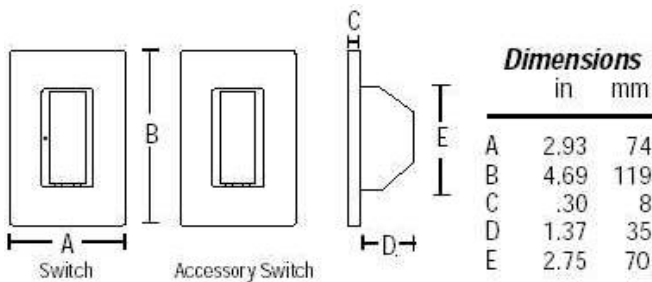




Multi-Location Switches for Permanently Installed Lighting and Fan Loads

MA-S8AM, MSC-S8AM (Electronic Switch)
 MA-AS, MSC-AS (Accessory Switch)

Model No:	<input type="checkbox"/> MA-S8AM- <input type="checkbox"/> MSC-S8AM-
	<input type="checkbox"/> MA-AS- <input type="checkbox"/> MSC-AS-
Claro Gloss Colors:	<input type="checkbox"/> WHite <input type="checkbox"/> IVory <input type="checkbox"/> ALmond <input type="checkbox"/> Light Almond <input type="checkbox"/> GRay <input type="checkbox"/> BRown <input type="checkbox"/> BLack
Satin Colors:	<input type="checkbox"/> HoT <input type="checkbox"/> OChre <input type="checkbox"/> TerraCotta <input type="checkbox"/> Desert Stone <input type="checkbox"/> STone <input type="checkbox"/> LimeStone <input type="checkbox"/> Blue misT <input type="checkbox"/> MidNight <input type="checkbox"/> TauPe <input type="checkbox"/> EggShell <input type="checkbox"/> BIscuit <input type="checkbox"/> SnoW



Note: Switches shown with Lutron Designer Wallplates

> Specifications

> Features

POWER	Input: 120/127VAC, 50/60Hz (requires a neutral wire connection)
MOUNTING	1-gang US wallbox
TEMPERATURE	32-104°F (0-40°C)
DESIGN	Use Lutron <i>Claro</i> or <i>Satin Colors</i> wallplates or standard decorator-style wallplates
LOAD TYPE	Incandescent, fluorescent, magnetic low-voltage, electronic low-voltage, fans
MIN. LOAD	5W
MAX. CAPACITY	8 Amperes Lighting loads or 3 Amperes General Purpose Motor
AUXILIARY CONTROLS	Use up to 9 MA/MSC-AS Accessory Switches for 3-way and 4-way applications

- Multi-location switching
- Single tap brings lights instantly to full on.
- LED indicates status of lighting load (on MA/MSC-S8AM only)
- Immediate off or 70-second Delay to Off

> Specification Features

- Power failure memory
- Front accessible service switch (FASS™) to disconnect load power
- Electrostatic discharge tested

For multi-gang installations, derate load capacities as follows:

Type of Load	Maximum Load		
	No Sides Removed	1 Side Removed	2 Sides Removed
Incandescent/Halogen	950W	750W	600W
Magnetic low-voltage	950VA/750W	750VA/550W	600VA/450W
Electronic low-voltage	950W	750W	600W
Fluorescent	8A	6.5A	5A
General Purpose Fan	3A	3A	3A

> Flexibility

- Uses conventional 3-way and 4-way wiring

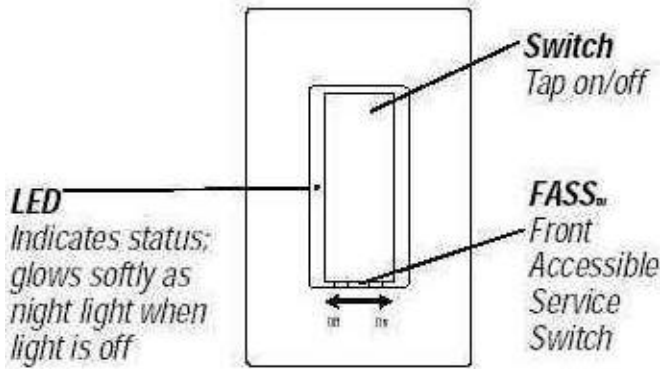


MA/MSC-AS does not require derating

Have Questions? Call the Lutron Hotline 24/7 at 800-523-9466, or visit the Lutron website at www.lutron.com



> **Switch Operation**



Delay to Off:

Press and hold Switch to activate 70 second delay to off

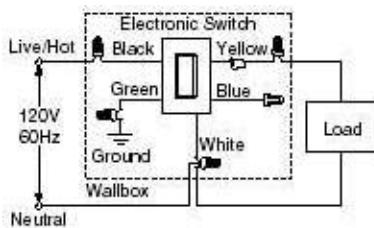
(LED on MA/MSC-S8AM only)

IMPORTANT NOTICE:

FASS™ – Front Accessible Service Switch – to replace bulb, turn off power by sliding FASS switch to the left on either the Switch or Accessory Switch

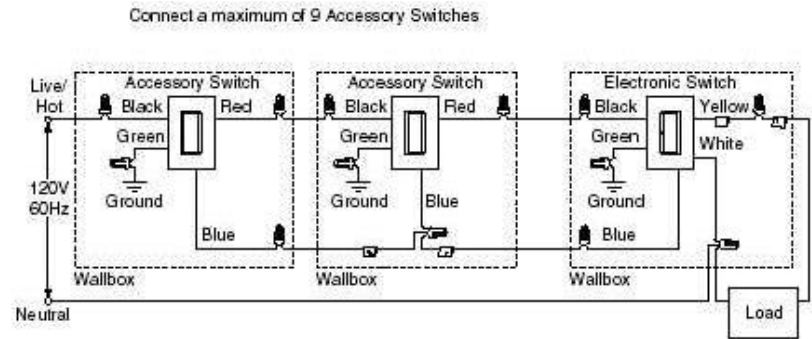
> **Wiring Diagram**

Single-Location Installation



Ground Wire Connectors

Multi-Location Installation



Note: The Electronic Switch must be wired to the load side of the circuit.

IMPORTANT:

- When controlling a combined fan and lamp load, the total load may not exceed 3 Amperes.
- Not for use with mechanical 3-way or 4-way switches.

> **Limited Warranty**

Lutron will, at its option, repair or replace any unit that is defective in materials or manufacture within one year after purchase. For warranty service, return unit to place of purchase or mail to Lutron at 7200 Suter Rd., Coopersburg, PA 18036-1299, postage pre-paid.

THIS WARRANTY IS IN LIEU OF ALL OTHER EXPRESS WARRANTIES, AND THE IMPLIED WARRANTY OF MERCHANTABILITY IS LIMITED TO ONE YEAR FROM PURCHASE. THIS WARRANTY DOES NOT COVER THE COST OF INSTALLATION, REMOVAL OR REINSTALLATION, OR DAMAGE RESULTING FROM MISUSE, ABUSE, OR IMPROPER OR INCORRECT REPAIR, OR DAMAGE FROM IMPROPER WIRING OR INSTALLATION. THIS WARRANTY DOES NOT COVER INCIDENTAL OR CONSEQUENTIAL DAMAGES. LUTRON'S LIABILITY ON ANY CLAIM FOR DAMAGES ARISING OUT OF OR IN CONNECTION WITH THE MANUFACTURE, SALE, INSTALLATION, DELIVERY, OR USE OF THE UNIT SHALL NEVER EXCEED THE PURCHASE PRICE OF THE UNIT.

This warranty gives you specific legal rights, and you may also have other rights which vary from state to state. Some states do not allow limitations on how long an implied warranty lasts, so the above limitation may not apply to you. Some states do not allow the exclusion or limitation of incidental or consequential damages, so the above limitation or exclusion may not apply to you.