

# EcoSystem® Programmer Installation Guide

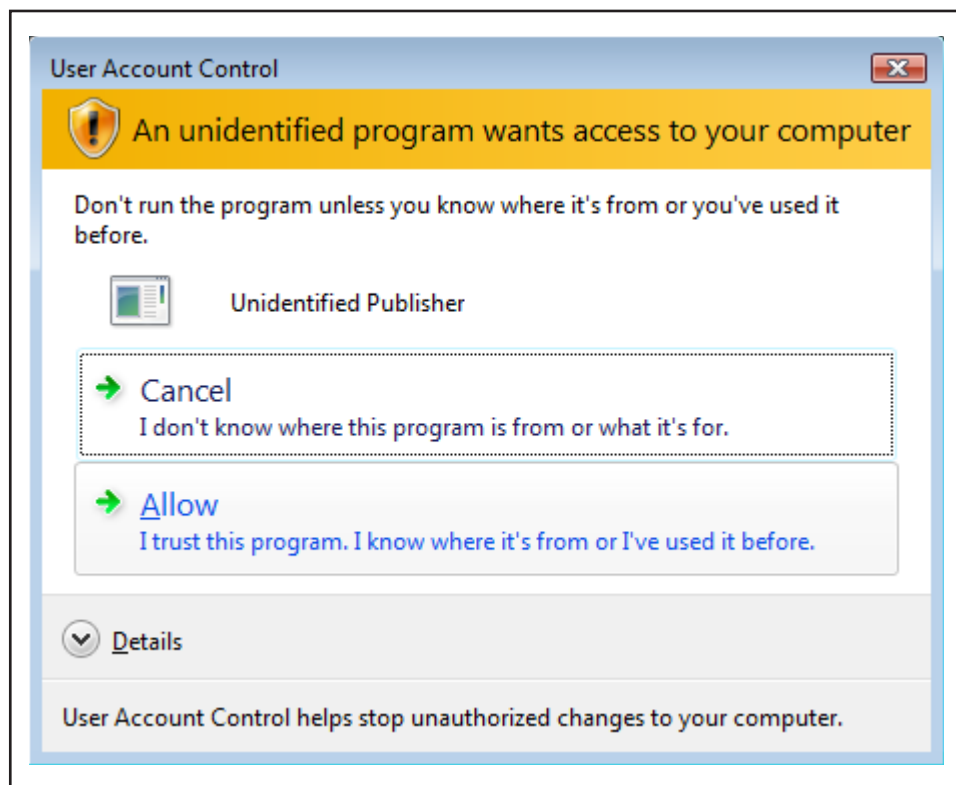
## ***Please Read***

### **Step 1: Install the EcoSystem® Programmer PC Software**

---

- 1.1** Double-click on ***EcoSystemSetupTool.msi*** to install the *EcoSystem* Programmer application.
- 1.2** The installer will check to see if the Microsoft .NET Framework version 3.5 is already installed on your computer. If not, the setup tool will guide you through downloading and installing this prerequisite.
- 1.3** Follow the instructions to install the *EcoSystem* Programmer application.

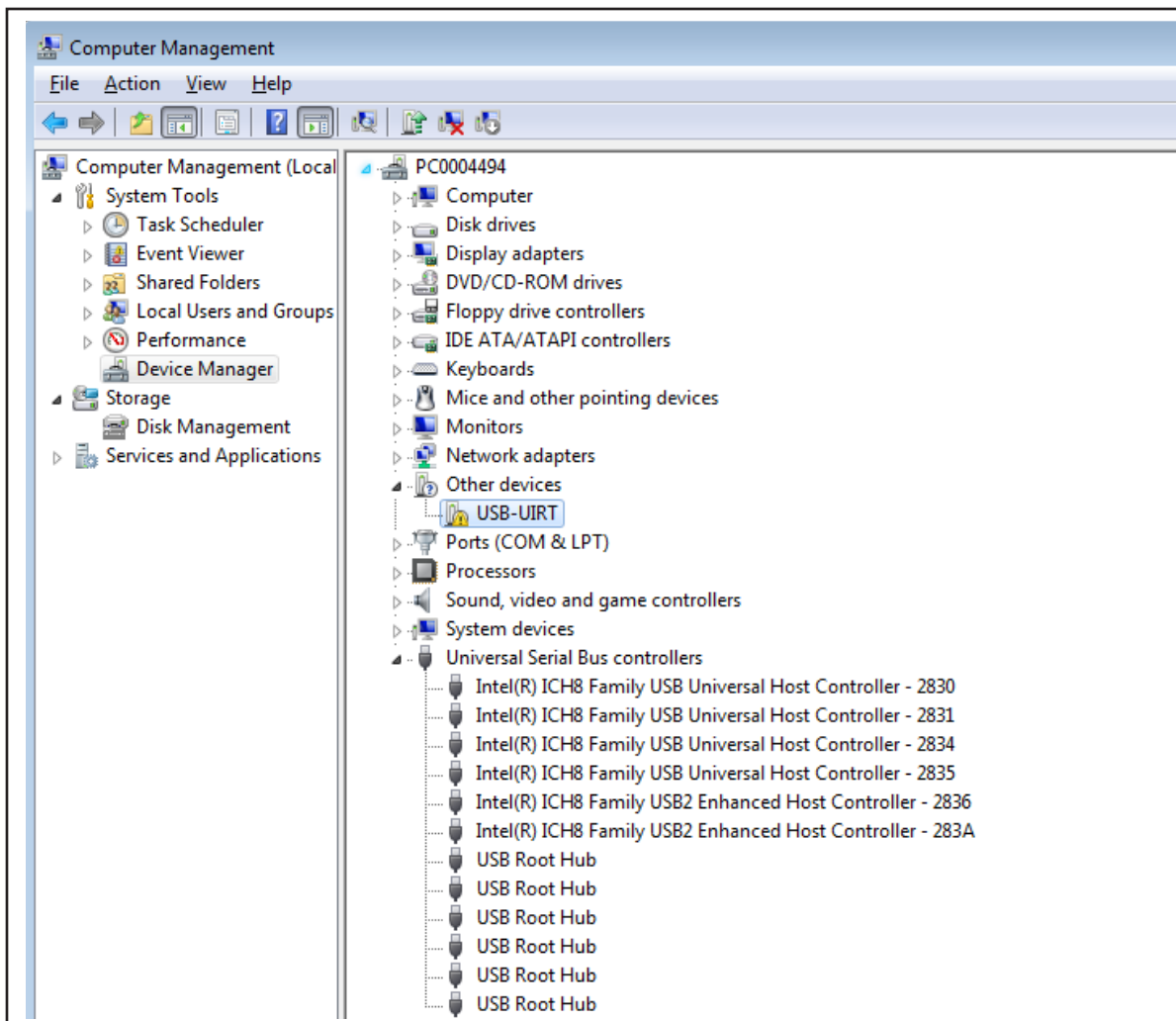
**NOTE:** If you are installing on Windows Vista® or Windows® 7, you may see the following warning message on the step titled “Installing *EcoSystem* Programmer”:



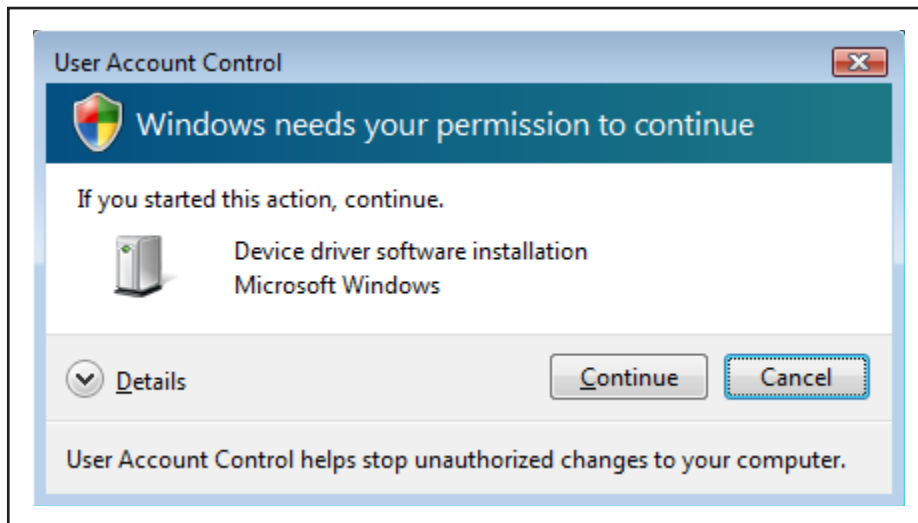
**Click “Allow” to continue with the installation.**

## Step 2: Install the USB-to-IR Device Driver

- 2.1 Plug the USB-to-IR device into the desired USB port on your computer.
- 2.2 If the “Found New Hardware” Wizard starts automatically, proceed to step 2.4 (page 3).
- 2.3 If the “Found New Hardware” Wizard does not start automatically, you will need to use the Windows Device Manager to resolve the issue by following the steps below:
  - a. **Right click** on “My Computer” (or “Computer” if using Windows® 7) and **select** “Manage”.
  - b. Under “Computer Management”, **select** “Device Manager”.
  - c. **Browse** to “Universal Serial Bus Controller” or “Other Devices” **and look for** “USB-UIRT”.
  - d. If USB-UIRT appears under “Universal Serial Bus Controller” without any yellow icons or warning symbols next to it, then stop here. The driver has been successfully installed.
  - e. If there is a yellow icon or warning symbol beside “USB-UIRT”, **right click** on “USB-UIRT” and **select** “Update Driver” from the menu. The wizard should then appear.



**NOTE:** If you are installing on Windows Vista® or Windows® 7 the following warning may appear:



**Click “Continue” to proceed with the installation.**

**2.4** In the hardware installation wizard, indicate that you would like to locate and install driver software manually. You will be prompted to browse to the driver software directory. Depending on your operating system, the directory locations are given below:

- For **Windows Vista® or Windows® 7** the driver is located in the Application Folder, under:  
\\USBUIRT\_Driver\\Vista&Windows7\\

**NOTE:** The application folder is the location that you specified when installing the *EcoSystem Programmer* PC software.

— On most computers running the above operating systems, the path will be:  
C:\Program Files\Lutron\EcoSystemProgrammer\USBUIRT\_Driver\Vista&Windows7\

— On most computers running 64-bit editions of Windows Vista® or Windows® 7, the path will be:  
C:\Program Files (x86)\EcoSystemProgrammer\USBUIRT\_Driver\Vista&Windows7\

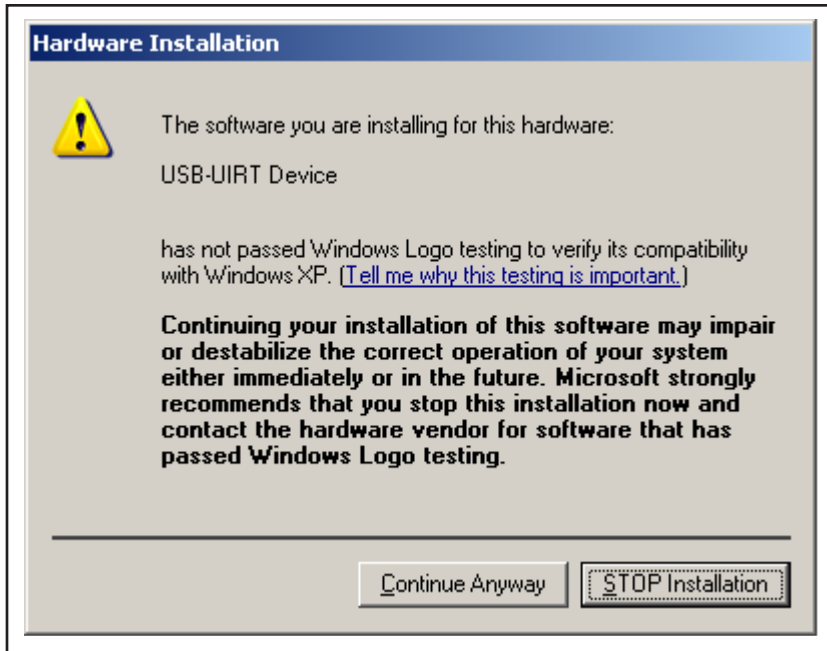
- For **Windows® XP** the driver is located in the Application Folder, under:  
\\USBUIRT\_Driver\\XP\\

**NOTE:** The application folder is the location that you specified when installing the *EcoSystem Programmer* PC software.

— On most computers running the above operating system, the path will be:  
C:\Program Files\Lutron\EcoSystemProgrammer\USBUIRT\_Driver\XP\

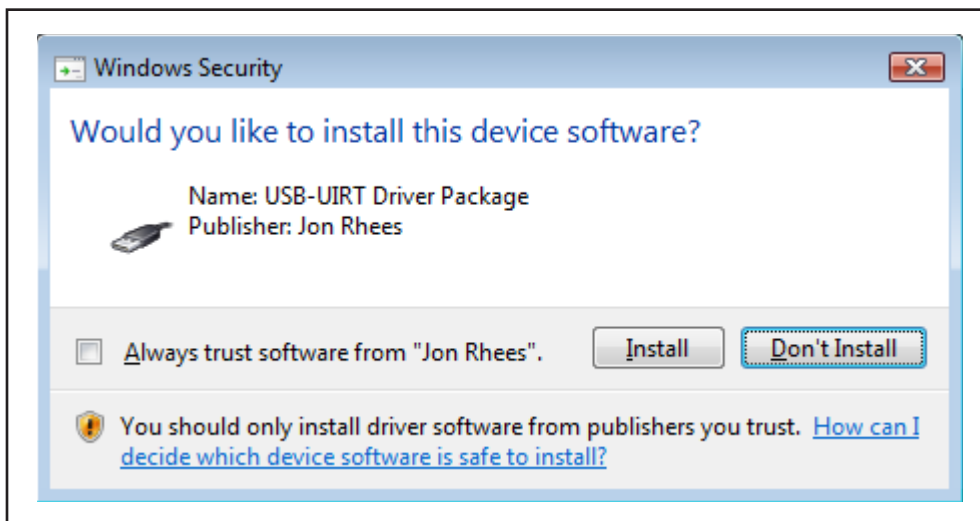
**Once you have located the driver, click “OK” to proceed with the installation.**

**NOTE:** If you are installing on Windows® XP the following warning may appear when you start to install the driver:



Click "Continue Anyway" to proceed with the installation.

**NOTE:** If you are installing on Windows Vista® or Windows® 7 the following warning may appear when you start to install the driver



Click "Install" to proceed with the installation.

**2.5** Once the driver installation is complete, the EcoSystem® Programmer application is ready to use.

# Contact Information

---

Internet: [www.lutron.com](http://www.lutron.com)  
E-mail: [product@lutron.com](mailto:product@lutron.com)

## **WORLD HEADQUARTERS**

### **USA**

Lutron Electronics Co., Inc.  
7200 Suter Road  
Coopersburg, PA 18036-1299  
TEL +1.610.282.3800  
FAX +1.610.282.1243  
Toll-Free 1.888.LUTRON1  
Technical Support 1.800.523.9466

North and South America Technical Hotlines  
USA, Canada, Caribbean: 1.800.523.9466  
Mexico: +1.888.235.2910  
Central/South America: +1.610.282.6701