

# RA2 Select

HomeKit™ requires an iPhone®, iPad®, or iPod touch® with iOS 8.1 or later.

The main repeater enables RA2 Select components to work with HomeKit technology.

Controlling HomeKit-enabled accessories away from home requires an Apple TV® (3rd generation or later) with Apple TV software 7.0 or later and an iPhone, iPad, or iPod touch with iOS 8.1 or later.

Apple, Apple TV, iPhone, iPad, iPod touch and Siri are trademarks of Apple Inc., registered in the U.S. and other countries. HomeKit is a trademark of Apple Inc.

Android is a trademark of Google Inc.

The Lutron logo, Lutron, LED+, Maestro, Pico, RA2 Select, Sivoia, SoftSwitch, and Triathlon are trademarks or registered trademarks of Lutron Electronics Co., Inc., in the U.S. and/or other countries.



**Lutron.com/ra2select**

Lutron Electronics Co., Inc.  
7200 Suter Road  
Coopersburg, PA 18036-1299

## **Customer Assistance**

Online: [lutron.com/help](http://lutron.com/help)  
Email: [support@lutron.com](mailto:support@lutron.com)  
Phone: 1.844.LUTRON1 (588.7661)  
includes 24/7 technical support

© 03/2020 Lutron Electronics Co., Inc. | P/N 367-2749 REV F

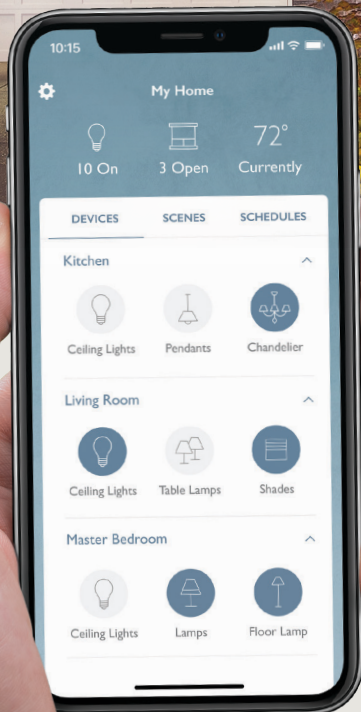


Whole home  
lighting control  
made simple



## Introducing RA2 Select.

Personalized smart lighting, shade, and temperature control for any budget.



## Why RA2 Select?

**Simple.** App-based setup, control, and monitoring; no training or PC required.

**Fast.** Pico scene keypads automatically configure typical lighting scenes based on the room and activity; no programming necessary.

**Flexible.** Scalable up to 100 devices, including 4 Lutron wireless repeaters to extend range throughout the home.








Pico scene keypad

Maestro dimmer

## Transform a room

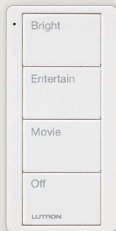
Easily set multiple lights and shades to just the right level, creating scenes for any activity. Scene keypads automatically configure to provide the best lighting for the task at hand.

In the kitchen, for example, lights and shades can adjust for cooking, a quiet dinner, or cleaning up.

	 <b>Ceiling lights</b>	 <b>Island lights</b>	 <b>Pendant</b>	 <b>Shades</b>
<b>Bright</b>	100%	100%	100%	Open
<b>Cooking</b>	100%	100%	50%	75% Open
<b>Dining</b>	20%	65%	50%	Half Open
<b>Off</b>	Off	Off	Off	Closed



## Add control anywhere



Scene  
keypad



Remote  
control

The Pico is flexible,  
for control wherever  
it works best.

Mount it to a  
tabletop pedestal.  
Pedestals are  
available in single,  
double, and triple  
configurations.

Or mount it to a wall  
without cutting a hole  
or wiring anything.  
(Add a designer-  
style wallplate for a  
finishing touch.)





## Smart home made simple

Three key app features that will make a homeowner's life easier:



**Scheduling** — automatically adjusts lights and shades at set times of day.

---



**Geofencing** — controls lights based on your location.

This feature can turn lights on for you when you arrive home and notify you if you've left lights on when you leave.

---

## Setup made simple

Contractor setup in the Lutron App means you can bypass the homeowner registration process and quickly configure the system. The homeowner can register and access his system via an invitation from you. He can also access your contact information from the app if he needs professional support.



**Smart Away** — randomly turns lights on and off in the evening, so it looks like you're home, even when you're not.


# Expand the system

RA2 Select works with smart home solutions from other best-in-class brands, to add even more convenience to your customers' lives.



## Amazon Alexa

Create just the right light — or control a ceiling fan — using Alexa voice control. Ask Alexa to turn lights on, off, or dim them to your favorite level, or to turn a fan on or off.



## Apple® HomeKit™

The Smart Bridge contains Apple HomeKit technology, so you can use Siri® to control your lights and shades.



## The Google® Assistant

Control lights, shades, and ceiling fans with just your voice.



## Honeywell Wi-Fi Thermostats

Choose from a wide variety of thermostat options to control the temperature in your home, from anywhere. Compatible with all Honeywell Wi-Fi thermostats, including Lyric Round and T Series.



## Logitech Harmony

Dim lights, lower shades, and start a movie with one button press on Logitech Harmony hub-based remote controls or from the Harmony app.



## Samsung SmartThings

Control lights and shades from the Samsung SmartThings app, and create new routines to tie in other smart devices like locks, sensors, cameras, and more.



## Sonos

Control your Sonos Home Sound System from a Pico remote control for audio, from scenes in the Lutron App, or from a Pico scene keypad. You can also control your lights using your voice via the Sonos One with Amazon Alexa.



# System components

## Repeaters and Pico Scene Keypads



Repeater



2-button scene keypad



4-button scene keypad

Name	Model number	Description/Specifications
Repeaters		
Main repeater	RR-SEL-REP2-BL	Allows for setup, control, and monitoring of multiple devices
Wireless repeater	L-REPPRO-BL	Use up to four to extend the RF range
Pico Scene Keypads		
Entry keypad	PJ2-2B-XXX-P01	2-button pre-engraved keypad with Home and Away scenes
Bedside keypad	PJ2-2B-XXX-P02	2-button pre-engraved keypad with Alert and Goodnight scenes
Family Room keypad	PJ2-4B-XXX-P01	4-button pre-engraved keypad with Bright, Entertain, Movie, and Off scenes
Kitchen keypad	PJ2-4B-XXX-P02	4-button pre-engraved keypad with Bright, Cooking, Dining, and Off scenes
Any Room keypad	PJ2-4B-XXX-P03	4-button pre-engraved keypad with Bright, Entertain, Relax, and Off scenes

XXX denotes color suffix

Gloss Colors

GWH

GIV

GLA

GBL

WhiteIvoryLight AlmondBlack

Satin Colors

TSW

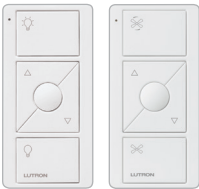
TBI

TMN

SnowBiscuitMidnight

# System components

## Pico Remote Controls and Pico Accessories



3-button remote with raise/lower



Wallplate bracket



Car visor clip



Tabletop pedestal

Name	Model number	Description/Specifications
<b>Pico Remote Controls</b>		
Light remote	PJ2-2B-XXX-L01	2-button with light icons
Light remote	PJ2-3BRL-XXX-L01	3-button with raise/lower with light icons
Light remote	PJ2-4B-XXX-L01	4-button with light icons
Fan remote	PJ2-3BRL-XXX-F01	3-button with raise/lower with fan icons
Shade remote	PJ2-3BRL-XXX-S01	3-button with raise/lower with shade icons
Shade remote	PJ2-4B-XXX-S01	4-button with shade icons
Audio remote	PJ2-3BRL-XXX-A02	3-button with raise/lower with audio icons
<b>Pico Accessories</b>		
Wallplate bracket	PICO-WBX-ADAPT	Allows for easy installation of a Pico over an existing wallbox or directly on any wall surface
Car visor clip	PICO-CAR-CLIP	Easy way to attach a Pico to your car's sun visor
Tabletop pedestal	L-PED1-WH	Single pedestal — White
	L-PED1-BL	Single pedestal — Black
	L-PED2-WH	Double pedestal — White
	L-PED2-BL	Double pedestal — Black
	L-PED3-WH	Triple pedestal — White
	L-PED3-BL	Triple pedestal — Black

XXX denotes color suffix

### Gloss Colors

GWH

GIV

GLA

GBL

WhiteIvoryLight AlmondBlack

### Satin Colors

TSW

TBI

TMN

SnowBiscuitMidnight



# System components

Dimmers, Switches, Plug-in Modules,  
and Ceiling Fan Control



Dimmer



Plug-in module



Ceiling fan control



RF module

Name	Model number	Description / Specifications
<b>Dimmers and Switches</b>		
Maestro neutral LED dimmer	RRD-6ND-XX	150W LED, 600W/VA INC/HAL/MLV; neutral wire required
Maestro LED+ dimmer	RRD-PRO-XX	250W LED, 500W INC/HAL/ELV, 400VA/300W MLV; neutral optional, phase selectable
Maestro 1000W dimmer	RRD-10ND-XX	150W LED, 1000W/VA INC/HAL/MLV; neutral wire required
Remote dimmer	RD-RD-XX	For multi-location dimming
Maestro neutral switch	RRD-8ANS-XX	8A; neutral wire required
Maestro 2-wire switch	RRD-8S-DV-XX	120V/ 277V; 8A; no neutral wire required
Remote switch	RD-RS-XX	For multi-location switching
Tabletop lamp dimmer	RRD-3LD-XX*	300W INC/MLV
RF 0–10V Dimming Module	LMJ-5T-DV-B	Controls up to 5 A switching and 60mA 0–10V of 3rd party LED drivers
RF Relay Module with SoftSwitch	LMJ-16R-DV-B	Controls up to 16A of general purpose loads, 0.5 HP motor; 120/277 V
<b>Plug-in Modules</b>		
Dimming module	RR-3PD-1-XX*	300W INC/MLV; lamp dimming module
Appliance module	RR-15APS-1-XX*	15A; appliance switching module
<b>Ceiling Fan Control</b>		
Ceiling fan control	RRD-2ANF-XX	2A; 4 speeds plus off, multi-location

# System components

## Thermostat and Automated Shades



Wireless sensors



Thermostat



Roller shade



Wood blinds

Name	Model number	Description/Specifications
<b>Radio Powr Savr Wireless Sensors</b>		
Occupancy sensor	LRF2-OCR2B-P-WH	Ceiling-mount
Vacancy sensor	LRF2-VCR2B-P-WH	Ceiling-mount
Occupancy sensor	LRF2-OKLB-P-WH	Corner-mount
Vacancy sensor	LRF2-VKLB-P-WH	Corner-mount
Occupancy sensor	LRF2-OWLB-P-WH	Wall-mount
Vacancy sensor	LRF2-VWLB-P-WH	Wall-mount
Occupancy sensor	LRF2-OHLB-P-WH	Hall-mount
Vacancy sensor	LRF2-VHLB-P-WH	Hall-mount
Sensor Mounting Bracket	L-CRMK-WH	Ceiling-mount
<b>Thermostat</b>		
Lutron Wireless Thermostat	L-HWLV2-WIFI	Wi-Fi thermostat with up to 3 heat/2 cool (heat pump) or up to 2 heat/2 cool (conventional). Requires common wire connection, 24 V.
<b>Automated Shades</b>		
Sivoia QS Triathlon	Please see <a href="http://lutron.com/triathlon">lutron.com/triathlon</a>	Roller, honeycomb shades, and wood blinds
Sivoia QS Wireless	Please see <a href="http://lutron.com/sivoiaqswireless">lutron.com/sivoiaqswireless</a>	Roller and honeycomb shades, drapery systems, horizontal sheer blinds, and wood blinds