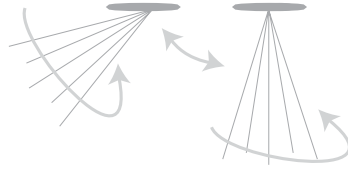


Job name: \_\_\_\_\_ Room: \_\_\_\_\_ Qty: \_\_\_\_\_

## Step 1 Select Type of Recessed Light

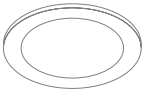


Downlight

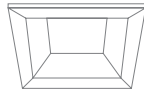


Adjustable

## Step 2 Select Flange and Aperture



Round Trimmed



Square Trimmed

## Step 3 Select LED Type

18 W, 1000lm, 83 CRI

35 W, 2000 lm, 83 CRI



## Step 4 Housing

18 W-35 W Non-Insulation Contact  
12.7"(L) x 9.5"(W) x 4.7"(H)

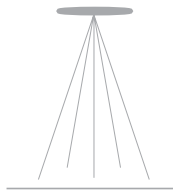
## Step 5 Color Temperature

3500K

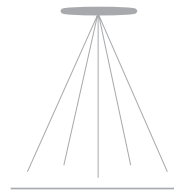
## Step 6 Select Beam Spread



20°  
Beam Spread  
(adjustable only)



36°  
Beam Spread



40°  
Beam Spread

**Step 7****Control Method**

- EcoSystem, 120-277V~


Fixtures were designed for ideal compatibility and performance with Lutron drivers and controls.

**Step 8****Select Hanging Type**

- 14-24" Adjustable Hangers

**Step 9****Ceiling Thickness**

- Standard

**Step 10****Select Finish**

- Matte White



- Clear Alzak (*Clear Alzak is not available for square trimmed*)

**Step 11****Lens**

- Micro Prism Solite™



[www.lutron.com/ivalo](http://www.lutron.com/ivalo)

Lutron Electronics Co., Inc.  
7136 Suter Road  
Coopersburg, PA 18036-1299

Customer Service and 24/7 Technical Support  
610.282.7472 or [fixtures@lutron.com](mailto:fixtures@lutron.com).

Please contact your local Lutron sales representative or [fixtures@lutron.com](mailto:fixtures@lutron.com) for more information on ordering product.



© 05/2017 Lutron Electronics Co., Inc. | P/N 368-4175 REV C

