


Create a Vive System in 5 Simple Steps

Step 1

Choose dimming and/or switching controls

Vive Integral Fixture Control with Daylight/Occ Sensing.



Contact your local Lutron representative for Vive-Enabled fixture options for projects or stock!



Wall Controls



Ceiling Controls

Load Type		Wall Controls	Ceiling Controls
Switching Bulb (Any load type)	120V	MRF2S-8S-DV-XX	RMJS-16R-DV-B
	277V		
Dimmable Bulb (LED, MLV, INC, HAL)	120V	MRF2S-6CL-XX	MRF2S-6CL-GR
	277V	(Contact Lutron)	(Contact Lutron)
ELV	120V	MRF2S-6ELV-XX	MRF2S-6ELV-GR
	277V	(Contact Lutron)	(Contact Lutron)
Switching LED Fixture	120V	MRF2S-8SS-XX	RMJS-16R-DV-B
	277V	MRF2S-8S-DV-XX	
	347V	(Contact Lutron)	RMJS-5T-347
Dimmable 0-10V LED Fixture	120V	MRF2S-8DS010-XX	RMJS-8T-DV-B
	277V		
	347V	(Contact Lutron)	RMJS-5T-347
Vive Enabled Fixture			

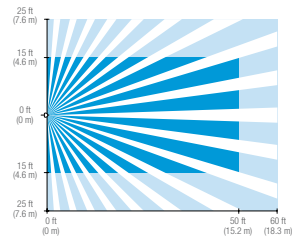
*UL 924 rated emergency wireless controls available, contact your local rep for details

Step 2

Choose a Radio Powr Savr occupancy/vacancy sensor

Wall mount, 180°

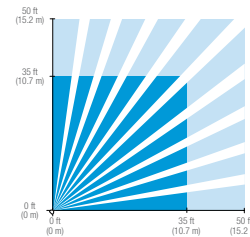
1,500 ft²—minor motion
3,000 ft²—major motion



Wall mount
(LRF2-OWLB-P-WH)

Corner mount, 90°

1,225 ft²—minor motion
2,500 ft²—major motion

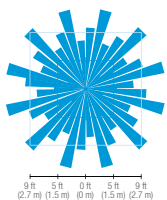


Corner mount
(LRF2-OKLB-P-WH)

Key: ■ minor motion (PIR)
 major motion (PIR)

Wireless ceiling mount, 360°

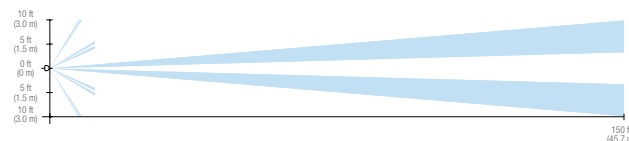
Coverage varies by ceiling height



Ceiling mount
(LRF2-OCR2B-P-WH)

Hallway, long narrow field of view

Coverage varies by hallway's width and length



Hall mount
(LRF2-OHLB-P-WH)

Step 3

Add a daylighting control



Radio Powr Savr daylight sensor (LRF2-DCRB-WH)

Step 4


Choose Pico wireless remotes for personal control



On/Off (PJ2-2B-GXX-L01)



3-Button Scene Control (PJ2-3B-GXX-L01)



4-Button Scene Control (PJ2-4B-GXX-L01)



Dimming (PJ2-3BRL-GXX-L01)

You can mount a Pico on a wall (without cutting holes/running wire) or place it on a tabletop.



Wallplate adapter (PICO-WBX-ADAPT) (PICO-347WBX-ADAP)



Wallplate (CW-1-XX)



Tabletop pedestal (L-PEDX-XX)

Step 5

Add intelligence (optional)



Vive Wireless Hub (HJS-0-FM)

For a complete list of available Vive products, please visit lutron.com/vive or reference the Vive product brochure (367-2597).

For LED compatibility reports lutron.com/ledtool support@lutron.com 1.844.LUTRON1 (588.7661) includes 24/7 technical support