
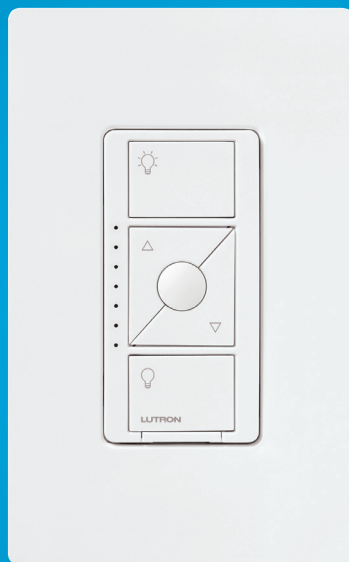


# Caséta works with Apple® HomeKit™

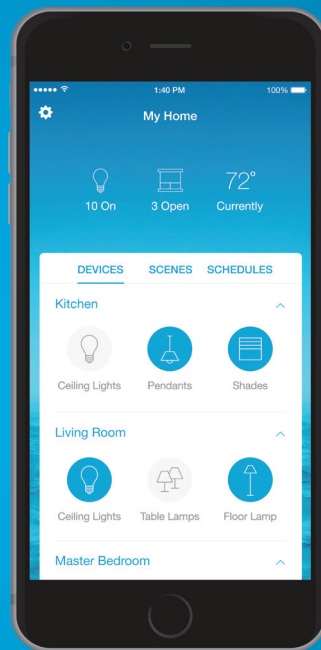
Let Siri® get your lights and shades for you.



Lamp Dimmer



Dimmer



Lutron App



# Getting started is easy

## Step 1

Install your Caséta system, connect it to your Wi-Fi router, and download the Lutron App.



## Step 2

Open the Siri Integration settings in the Lutron App and enter the HomeKit setup code on the Smart Bridge into the Lutron App.



A Lutron Smart Bridge enables Caséta dimmers to work with HomeKit technology. See [CasetaWireless.com/Support](http://CasetaWireless.com/Support) for more details.

Siri is a trademark of Apple® Inc., registered in the U.S. and other countries. HomeKit is a trademark of Apple Inc.

[CasetaWireless.com](http://CasetaWireless.com)

### Customer Assistance

Email: [support@lutron.com](mailto:support@lutron.com)

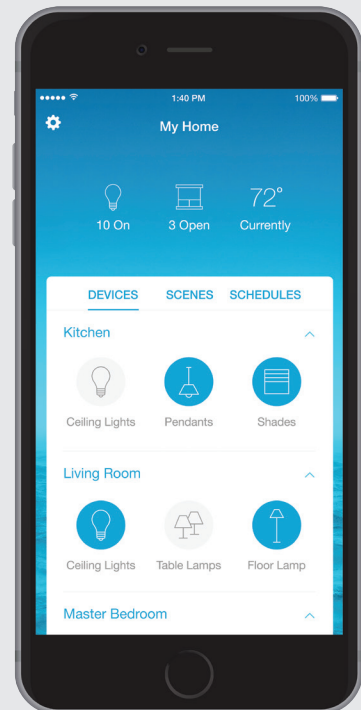
Phone: 1.844.LUTRON1 (588.7661) — includes 24/7 technical support


*Caséta* by  **LUTRON**

© 09/2017 Lutron Electronics Co., Inc. | P/N 367-2700 REV C

## What you need

- 2nd-generation Lutron Smart Bridge or Smart Bridge PRO
- Lutron App (shown below)



 Caséta and Lutron are trademarks of Lutron Electronics Co., Inc., registered in the U.S. and other countries.